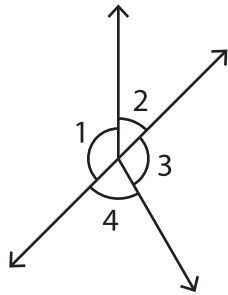


# Linear Pairs

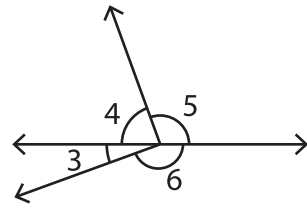
A) Identify all the linear pairs in each figure.

1)



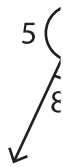
\_\_\_\_\_

2)



\_\_\_\_\_

3)



\_\_\_\_\_

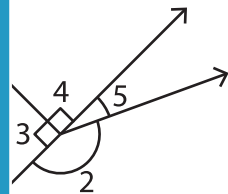
## PREVIEW

Gain complete access to the largest collection of worksheets in all subjects!

Members, please log in to download this worksheet.

Not a member? Please sign up to gain complete access.

www.mathworksheets4kids.com



\_\_\_\_\_

B) Identify the angle

ified angle.

1)  $\angle AOB$  \_\_\_\_\_

or \_\_\_\_\_

2)  $\angle FOE$  \_\_\_\_\_

or \_\_\_\_\_

3)  $\angle DOC$  \_\_\_\_\_

or \_\_\_\_\_

4)  $\angle AOF$  \_\_\_\_\_

or \_\_\_\_\_