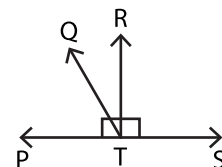


Complementary & Supplementary Angles - Revision

A) 1) Find the pair of angles that are not complementary.

- a) $45^\circ, 45^\circ$ b) $70^\circ, 30^\circ$ c) $74^\circ, 16^\circ$ d) $81^\circ, 9^\circ$

2) Which of the following is a pair of supplementary angles in the given diagram?



- a) $\angle PTQ, \angle QTR$ b) $\angle STQ, \angle RTQ$ c) $\angle PTR, \angle STR$ d) $\angle QTR, \angle PTR$

B) 1) The difference in the measures of the angles is 106° . Find the

measures of the angles.

PREVIEW

Gain complete access to the largest collection of worksheets in all subjects!

Members, please log in to download this worksheet.

Not a member? Please sign up to gain complete access.

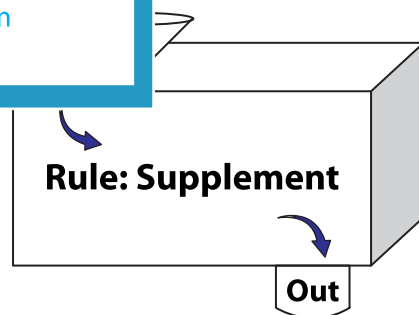
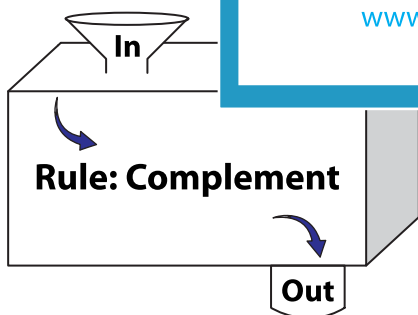
www.mathworksheets4kids.com

2) Find the measure of the angle.

measures of the angles.

C) Complete the in a

1)



In	21°	44°	56°	83°
Out				

In	32°	75°	119°	140°
Out				