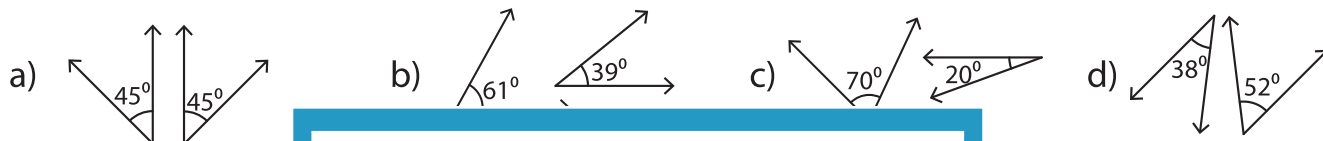


Complementary & Supplementary Angles - Revision

A) 1) Find the pair of angles that are supplementary.

- a) $140^\circ, 29^\circ$ b) $123^\circ, 56^\circ$ c) $132^\circ, 38^\circ$ $139^\circ, 41^\circ$

2) Which pair of angles is not complementary?



B) 1) The measure of an angle is five times the measure of the other angle. Find the measures of the angles.

PREVIEW

Gain complete access to the largest collection of worksheets in all subjects!

Members, please log in to download this worksheet.

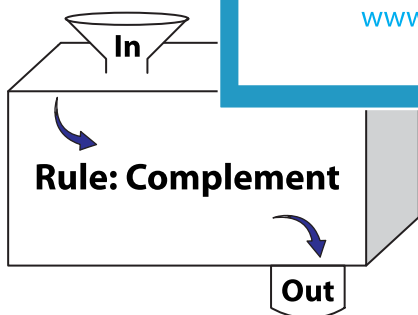
Not a member? Please sign up to gain complete access.

www.mathworksheets4kids.com

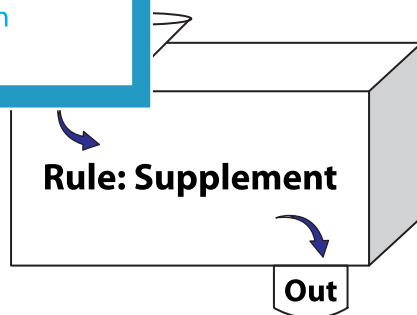
2) If an angle is five times the measure of the other angle. Find the larger angle?

C) Complete the in a

1)



In	12°	39°	57°	68°
Out				



In	48°	71°	80°	156°
Out				