

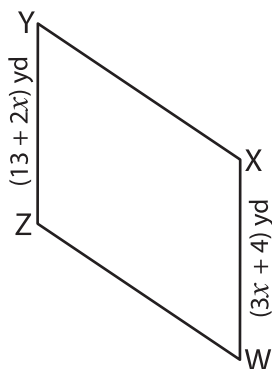
Name : \_\_\_\_\_

# Parallelogram

Sheet 3

A) Find the indicated side length of each parallelogram.

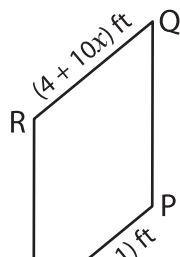
1)



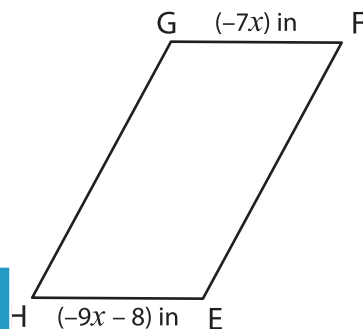
$x =$  \_\_\_\_\_

YZ = \_\_\_\_\_

2)



3)

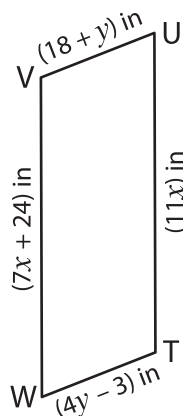


$x =$  \_\_\_\_\_

GF = \_\_\_\_\_

B) Find the indicated side

4)



$x =$  \_\_\_\_\_

$y =$  \_\_\_\_\_

TU = \_\_\_\_\_

UV = \_\_\_\_\_

**PREVIEW**

Gain complete access to the largest collection of worksheets in all subjects!

Members, please log in to download this worksheet.

Not a member? Please sign up to gain complete access.

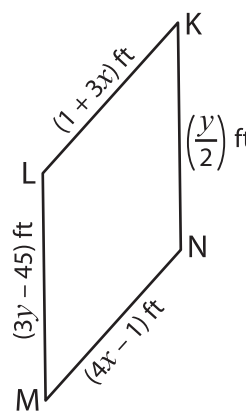
[www.mathworksheets4kids.com](http://www.mathworksheets4kids.com)

$x =$  \_\_\_\_\_

$y =$  \_\_\_\_\_

AB = \_\_\_\_\_

DA = \_\_\_\_\_



$x =$  \_\_\_\_\_

$y =$  \_\_\_\_\_

LM = \_\_\_\_\_

KL = \_\_\_\_\_