

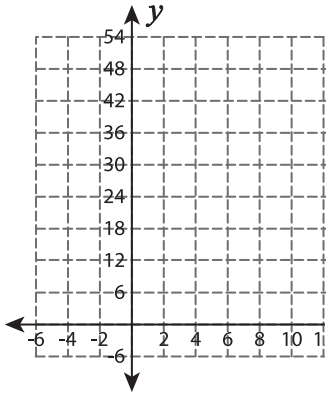
Function Table

T1L1S5

Complete the function table. Plot the points and graph the line.

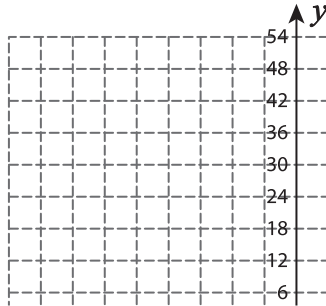
1) $f(x) = 3x$

x	2	6	8	10	14
$f(x)$					



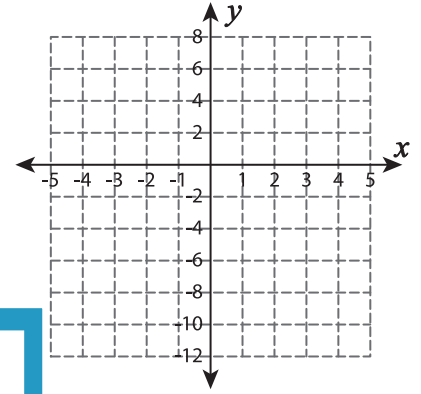
2) $f(x) = 33 + 3x$

x	-9	-7	-5	-3	-1
$f(x)$					



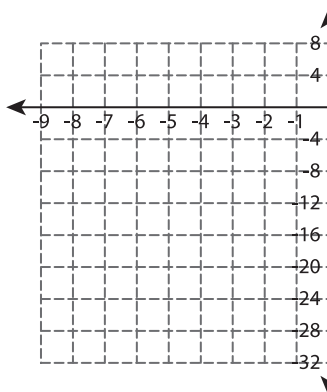
3) $f(x) = -x - 8$

x	-4	-2	0	2	4
$f(x)$					



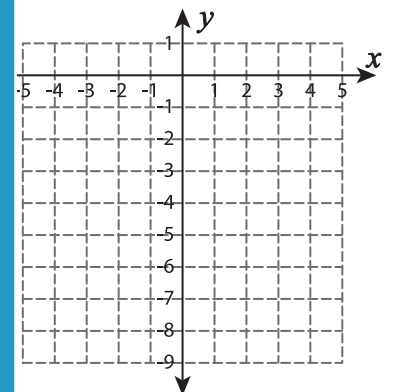
4) $f(x) = 4x + 16$

x	-9	-8	-7	-6
$f(x)$				



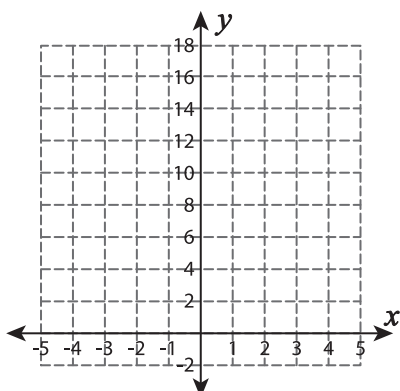
5) $f(x) = -2 - x$

x	-2	-1	0	1	2
$f(x)$					



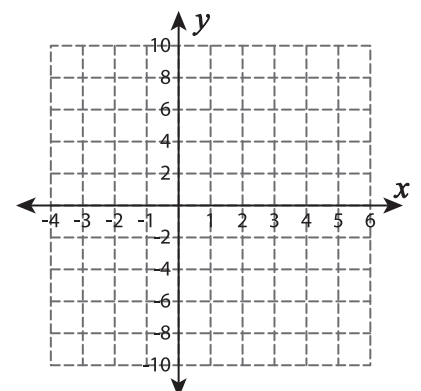
6) $f(x) = -2x$

x	-4	-3	-2	-1
$f(x)$				



7) $f(x) = 2x + 6$

x	-4	-3	-1	0	2
$f(x)$					



PREVIEW

Gain complete access to the largest collection of worksheets in all subjects!

Members, please log in to download this worksheet.

Not a member? Please sign up to gain complete access.

www.mathworksheets4kids.com