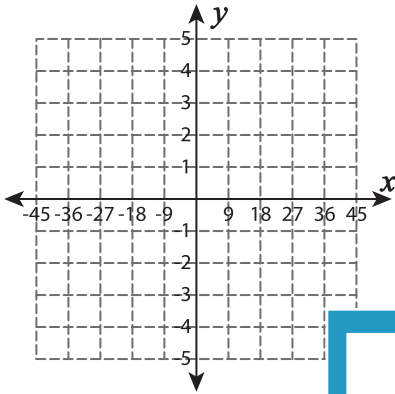


# Function Table

Complete the function table. Plot the points and graph the line.

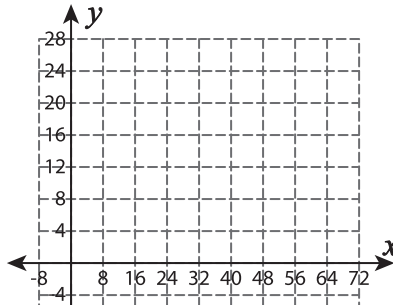
1)  $f(x) = \frac{1}{9}x$

$x$	-18	-9	9	27	36
$f(x)$					



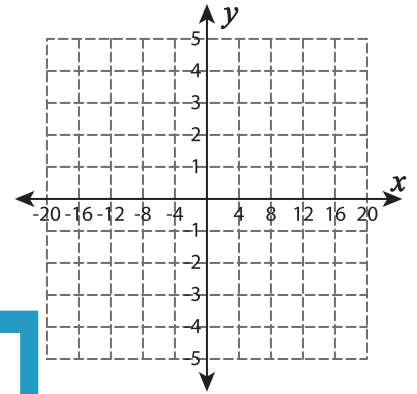
2)  $f(x) = 26 - \frac{1}{4}x$

$x$	8	24	40	56	72
$f(x)$					



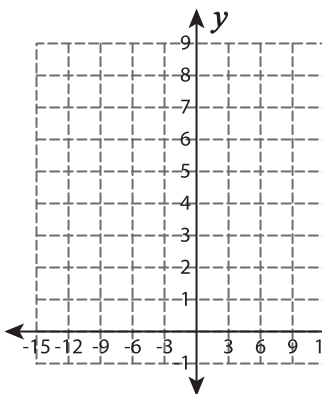
3)  $f(x) = -\frac{1}{2}x + 1$

$x$	-8	-4	4	8	12
$f(x)$					



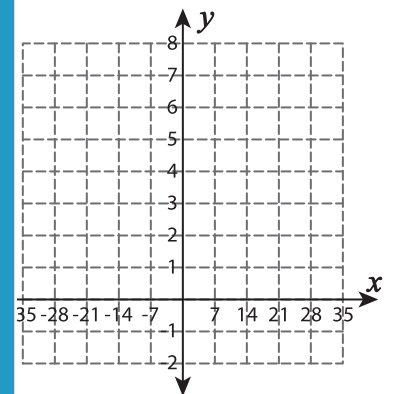
4)  $f(x) = 6 + \frac{1}{3}x$

$x$	-12	-9	-3	3
$f(x)$				



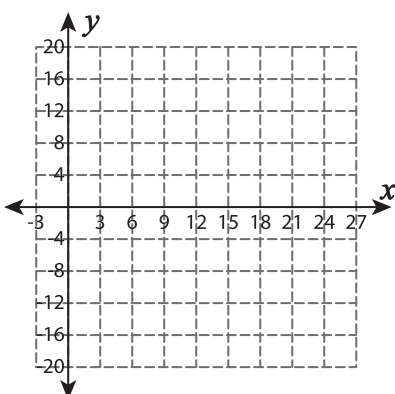
5)  $f(x) = -\frac{1}{7}x + 2$

$x$	-35	-21	-7	7	21
$f(x)$					



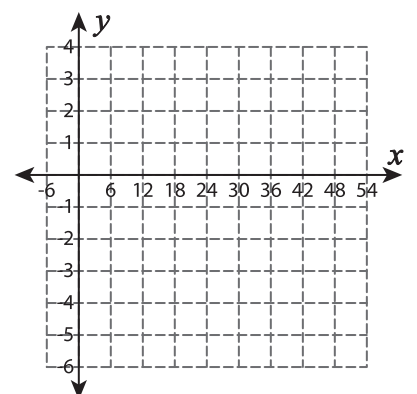
6)  $f(x) = \frac{2}{3}x + 2$

$x$	3	9	15	21
$f(x)$				



7)  $f(x) = -5 + \frac{1}{6}x$

$x$	-6	0	6	12	18
$f(x)$					



## PREVIEW

Gain complete access to the largest collection of worksheets in all subjects!

Members, please log in to download this worksheet.

Not a member? Please sign up to gain complete access.

[www.mathworksheets4kids.com](http://www.mathworksheets4kids.com)