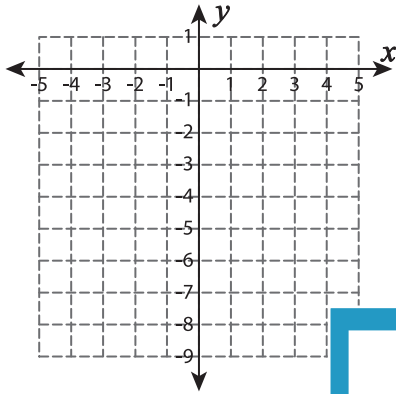


Function Table

Complete the function table. Plot the points and graph the line.

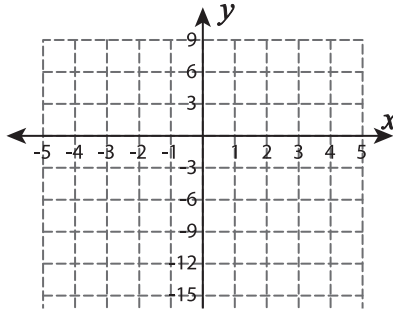
1) $f(x) = -x - 7$

x	-2		0	1	
$f(x)$		-6			-9



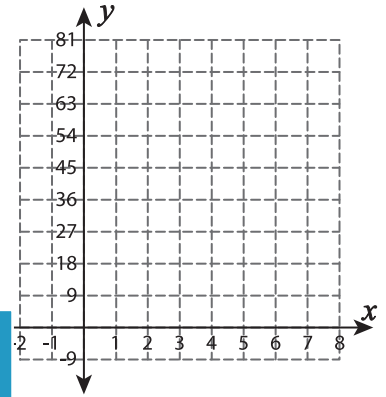
2) $f(x) = 3x - 6$

x	-5		-3		-1
$f(x)$		-18		-12	



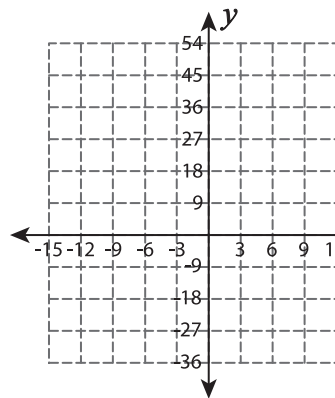
3) $f(x) = 9x$

x	4		6		8
$f(x)$		45		63	



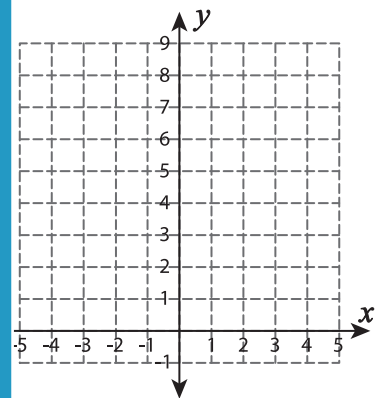
4) $f(x) = -3x$

x	-6		3	
$f(x)$		9		-18



5) $f(x) = x + 5$

x		-2		3	
$f(x)$	2		7		9



PREVIEW

Gain complete access to the largest collection of worksheets in all subjects!

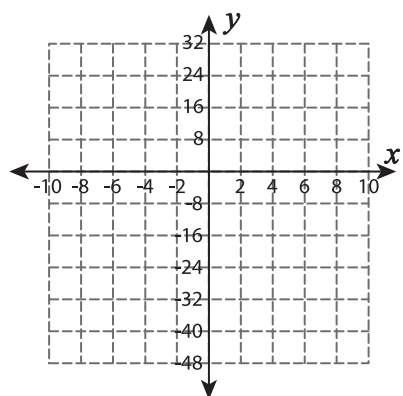
Members, please log in to download this worksheet.

Not a member? Please sign up to gain complete access.

www.mathworksheets4kids.com

6) $f(x) = -8 - 4x$

x		-4		4	
$f(x)$	16		0		-32



7) $f(x) = 4 - 2x$

x		2		4	
$f(x)$	2		-2		-6

