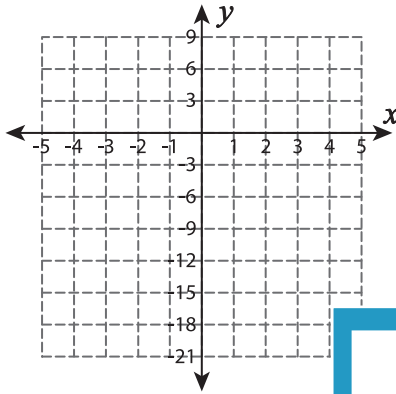


Function Table

Complete the function table. Plot the points and graph the line.

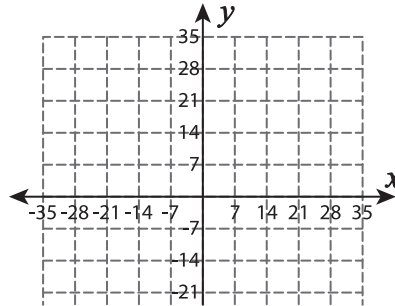
1) $f(x) = 3x$

x	-3	-2		0	
$f(x)$			-3		3



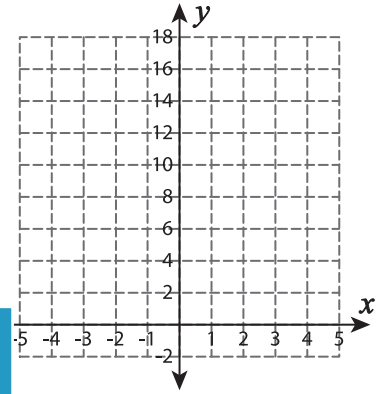
2) $f(x) = -x + 7$

x	0		14		28
$f(x)$		0		-14	



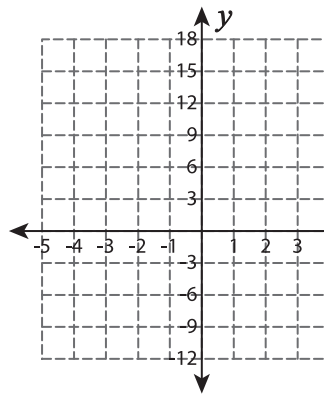
3) $f(x) = 2x + 6$

x			3	4	
$f(x)$	0	6			16



4) $f(x) = -3 + 6x$

x		0		2
$f(x)$	-9		3	



PREVIEW

Gain complete access to the largest collection of worksheets in all subjects!

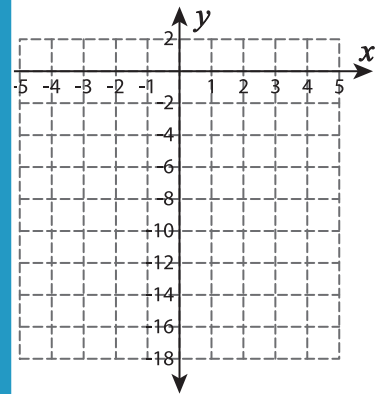
Members, please log in to download this worksheet.

Not a member? Please sign up to gain complete access.

www.mathworksheets4kids.com

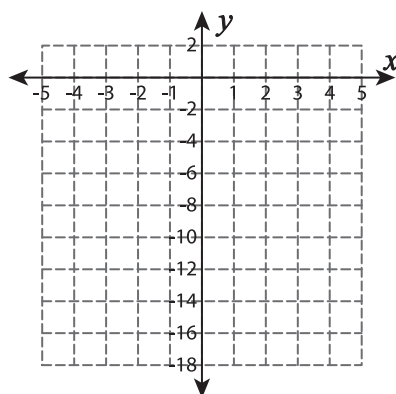
5) $f(x) = -8 + 2x$

x		-1		1	
$f(x)$	-16		-8		-4

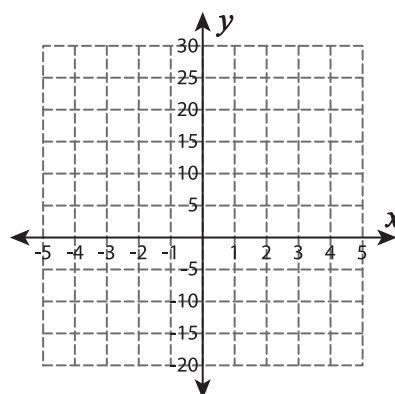


6) $f(x) = -x - 6$

x		-2		2
$f(x)$	-2		-6	



$f(x)$	10		20		30
--------	----	--	----	--	----



7) $f(x) = 9 + 3x$

x	-3	-2		2	3
$f(x)$			12		

