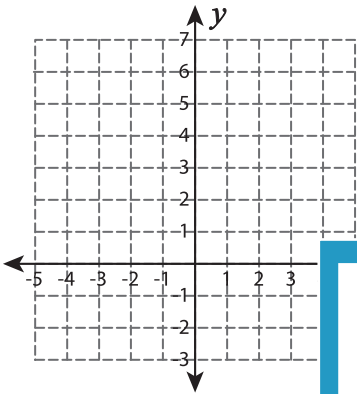


# Graphing a Line

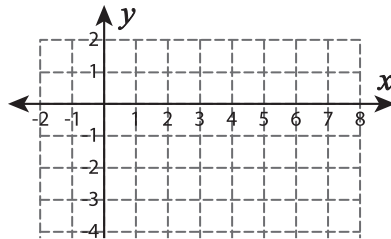
L1S3

Graph the line using the given slope and the y-intercept.

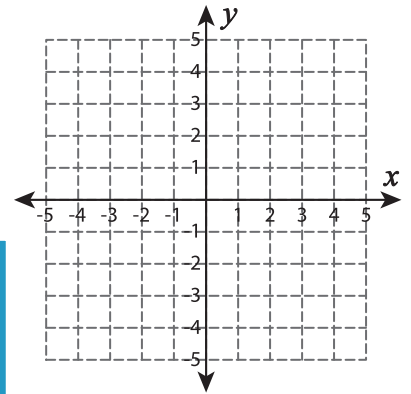
1) Slope =  $-2$  ; y-intercept = 6



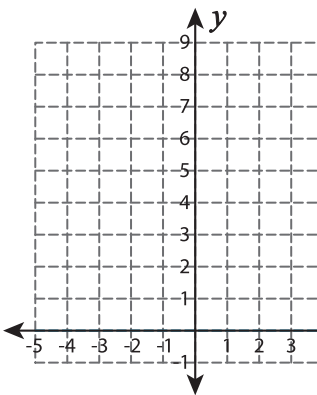
2) Slope =  $-\frac{5}{7}$  ; y-intercept =  $-1$



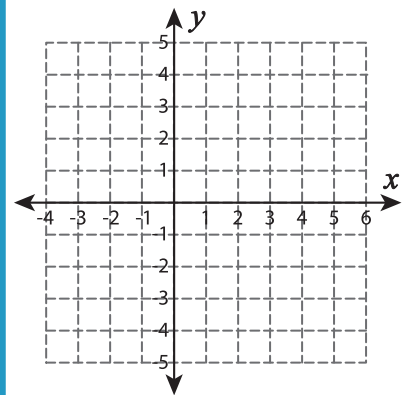
3) Slope =  $3$  ; y-intercept = 1



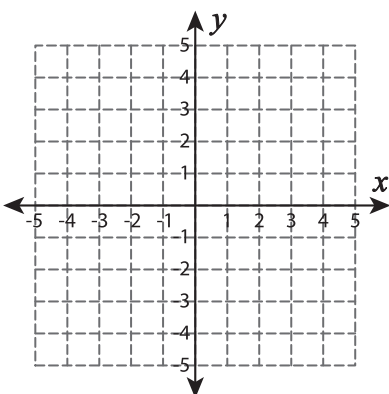
4) Slope =  $\frac{4}{3}$  ; y-intercept = 4



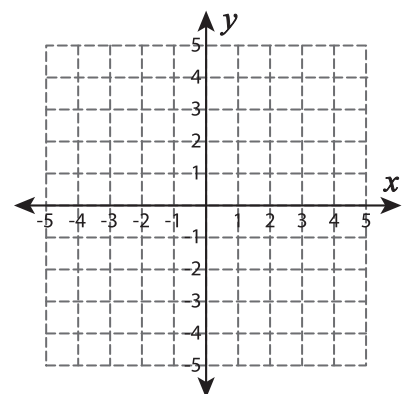
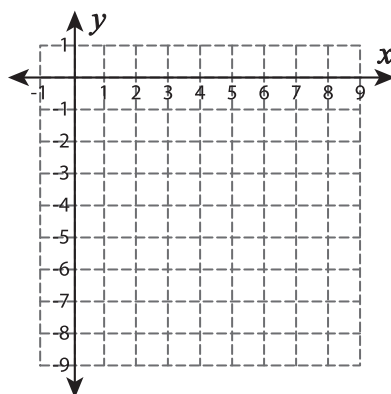
Slope =  $-\frac{7}{5}$  ; y-intercept = 4



7) Slope =  $-1$  ; y-intercept = 2



Slope =  $1$  ; y-intercept = 2



## PREVIEW

Gain complete access to the largest collection of worksheets in all subjects!

Members, please log in to download this worksheet.

Not a member? Please sign up to gain complete access.

www.mathworksheets4kids.com