

Graphing a Line

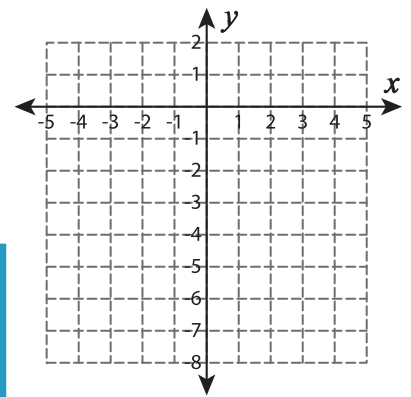
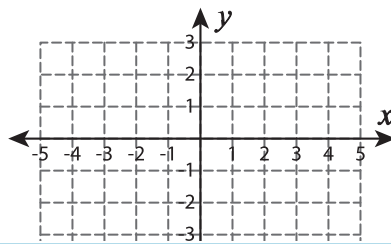
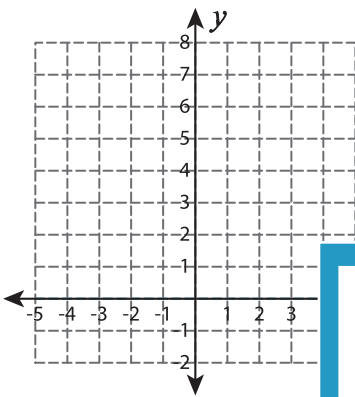
L1S4

Graph the line using the given slope and the y-intercept.

1) Slope = 3 ; y-intercept = 3

2) Slope = $-\frac{5}{2}$; y-intercept = 2

3) Slope = 5 ; y-intercept = -6



PREVIEW

Gain complete access to the largest
collection of worksheets in all subjects!

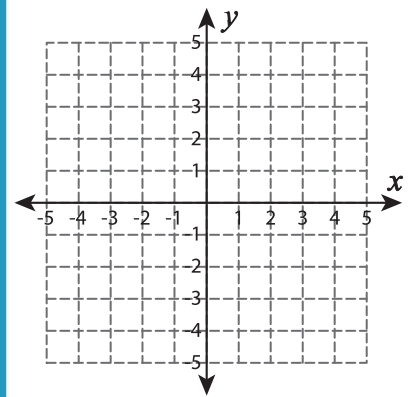
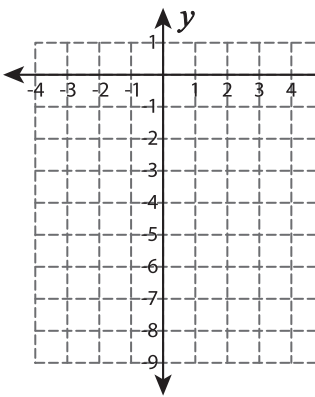
Members, please
log in to
download this
worksheet.

Not a member?
Please sign up to
gain complete
access.

www.mathworksheets4kids.com

4) Slope = $-\frac{8}{5}$; y-intercept =

Slope = -4 ; y-intercept = 4



7) Slope = 8 ; y-intercept =

Slope = $\frac{2}{7}$; y-intercept = 2

