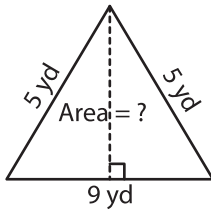


Area of an Isosceles Triangle

Example:



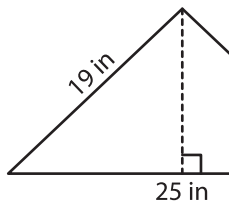
**In an isosceles triangle, altitude drawn to the base is a median.
Median divides base into equal line segments.**

$$\begin{aligned} \text{height} &= \sqrt{5^2 - 4.5^2} \\ &= \sqrt{25 - 20.25} \\ &= \sqrt{4.75} \text{ yd} \end{aligned}$$

$$\begin{aligned} b &= 9 \text{ yd}, h = \sqrt{4.75} \text{ yd} \\ \text{Area} &= \frac{1}{2} \times b \times h \\ &= \frac{1}{2} \times 9 \times \sqrt{4.75} \\ &= \mathbf{9.81 \text{ yd}^2} \end{aligned}$$

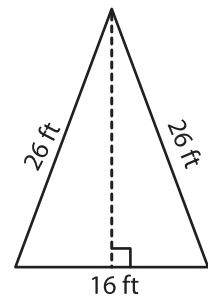
Find the area of each isosceles triangle. Round your answer to two decimal places.

1)



Area =

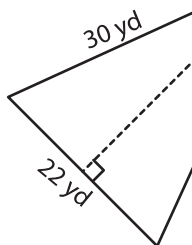
2)



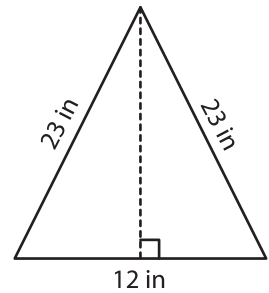
Area =

3)

4)

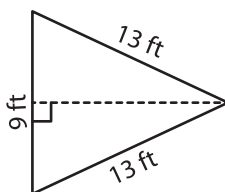


Area =

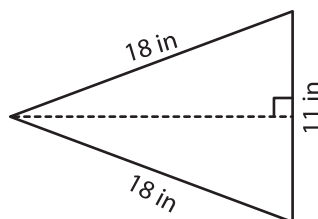


Area =

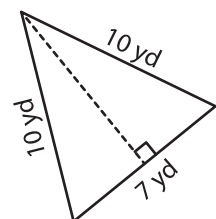
7)



Area =



Area =



Area =

PREVIEW

Gain complete access to the largest collection of worksheets in all subjects!

Members, please log in to download this worksheet.

Not a member? Please sign up to gain complete access.

www.mathworksheets4kids.com