

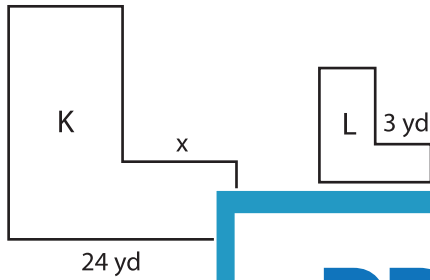
Name : \_\_\_\_\_

## Scale Factor - Finding Sides

L1S2

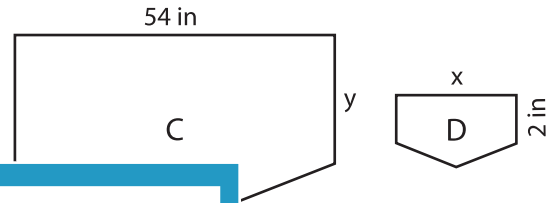
Find x and y.

1) Scale factor of K to L is 3 : 1



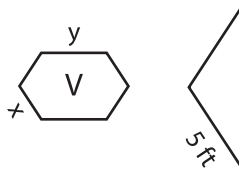
$x = \underline{\hspace{2cm}}$  ;

2) Scale factor of D to C is 1 : 6



;  $y = \underline{\hspace{2cm}}$

3) Scale factor of V to

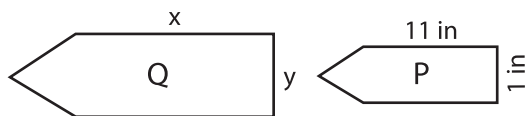


$x = \underline{\hspace{2cm}}$  ;

to B is 8 : 1

;  $y = \underline{\hspace{2cm}}$

5) Scale factor of P to Q



$x = \underline{\hspace{2cm}}$  ;  $y = \underline{\hspace{2cm}}$



$x = \underline{\hspace{2cm}}$  ;  $y = \underline{\hspace{2cm}}$

# PREVIEW

Gain complete access to the largest collection of worksheets in all subjects!

Members, please log in to download this worksheet.

Not a member? Please sign up to gain complete access.

[www.mathworksheets4kids.com](http://www.mathworksheets4kids.com)