

Name : _____

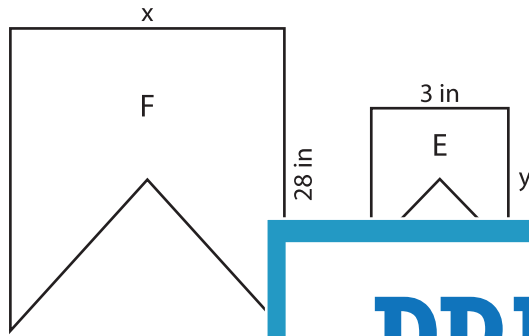
Scale Factor - Finding Sides

L1S4

Find x and y.

1) Scale factor of E to F is 1 : 7

2) Scale factor of M to N is 2 : 1

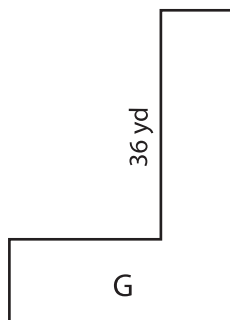


x = _____ ;

_____ ; y = _____

3) Scale factor of G to I

to P is 1 : 9

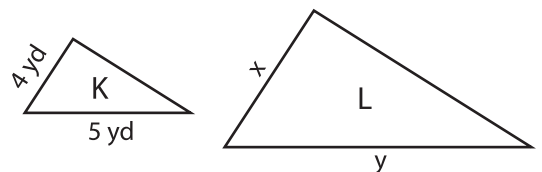
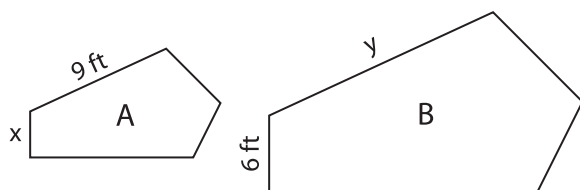


x = _____ ;

_____ ; y = _____

5) Scale factor of B to A

to L is 1 : 5



x = _____ ; y = _____

x = _____ ; y = _____

PREVIEW

Gain complete access to the largest collection of worksheets in all subjects!

Members, please log in to download this worksheet.

Not a member? Please sign up to gain complete access.

www.mathworksheets4kids.com