

Name : \_\_\_\_\_

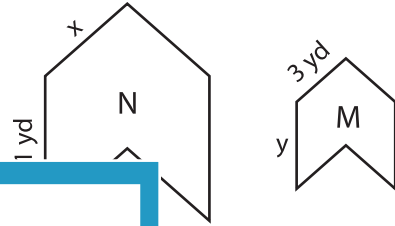
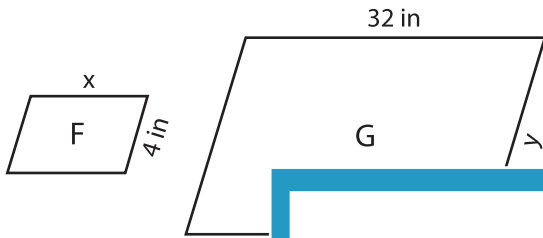
## Scale Factor - Finding Sides

L2S5

Find x and y.

1) Scale factor of F to G is 1 : 4

2) Scale factor of M to N is  $\frac{1}{3} : 1$

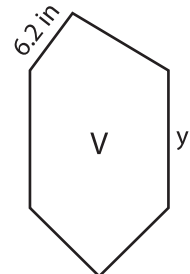
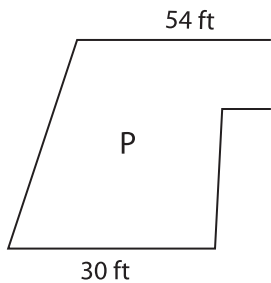


x = \_\_\_\_\_ ;

\_\_\_\_\_ ; y = \_\_\_\_\_

3) Scale factor of P to Q is 2 : 1

to U is 2 : 1

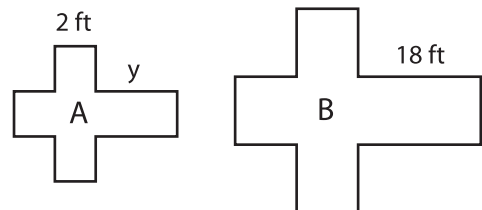
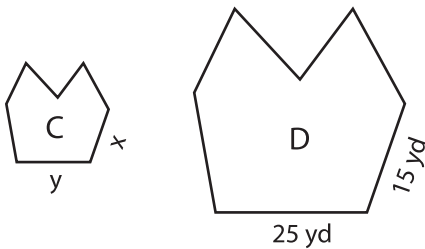


x = \_\_\_\_\_ ;

\_\_\_\_\_ ; y = \_\_\_\_\_

5) Scale factor of C to D is 1 : 3

to A is 1 : 0.8



x = \_\_\_\_\_ ; y = \_\_\_\_\_

x = \_\_\_\_\_ ; y = \_\_\_\_\_

# PREVIEW

Gain complete access to the largest collection of worksheets in all subjects!

Members, please log in to download this worksheet.

Not a member? Please sign up to gain complete access.

[www.mathworksheets4kids.com](http://www.mathworksheets4kids.com)