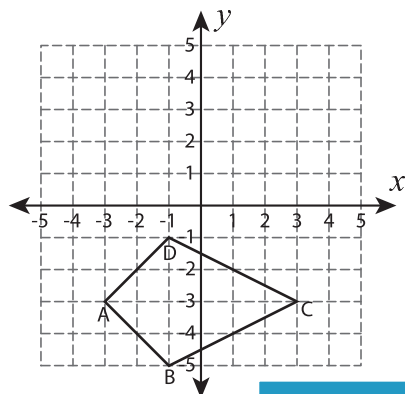


Write the New Coordinates

Graph the image of each figure after rotating it about the origin. Also write the coordinates of the image.

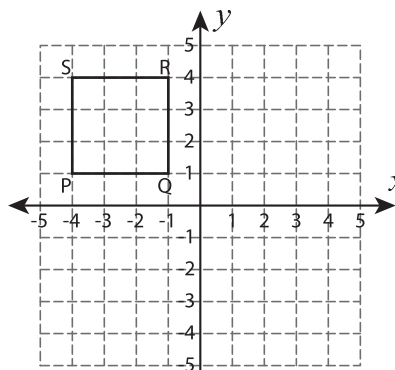
1) 90° clockwise rotation



A' : _____ , B' : _____

C' : _____ , D' : _____

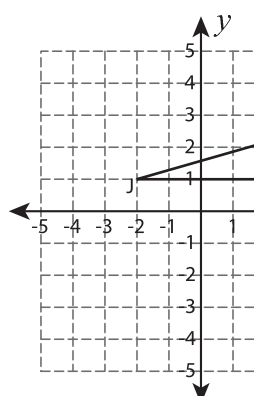
2) 180° rotation



Q' : _____

S' : _____

3) 90° counterclockwise



J' : _____ , K' : _____

L' : _____

PREVIEW

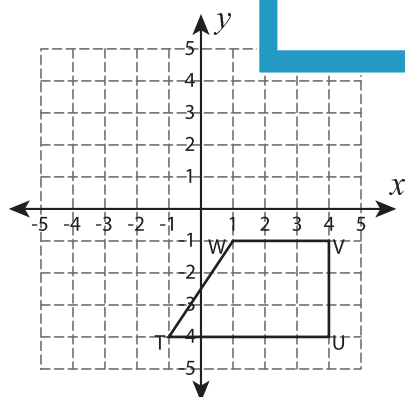
Gain complete access to the largest collection of worksheets in all subjects!

Members, please log in to download this worksheet.

Not a member? Please sign up to gain complete access.

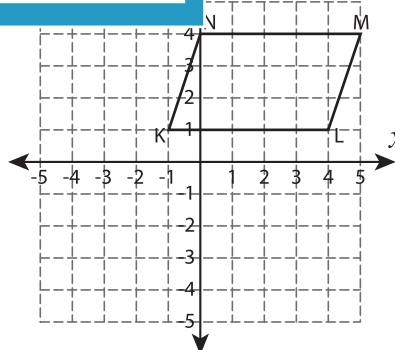
www.mathworksheets4kids.com

5) 180° rotation



T' : _____ , U' : _____

V' : _____ , W' : _____



K' : _____ , L' : _____

M' : _____ , N' : _____