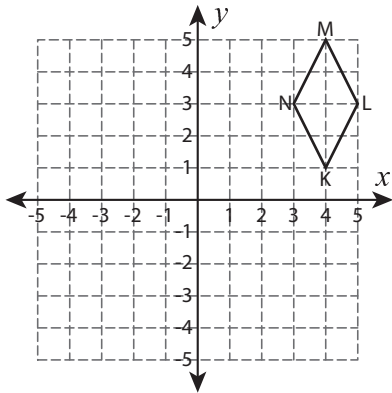


Write the New Coordinates

Graph the image of each figure after the given translation. Also write the coordinates of the image.

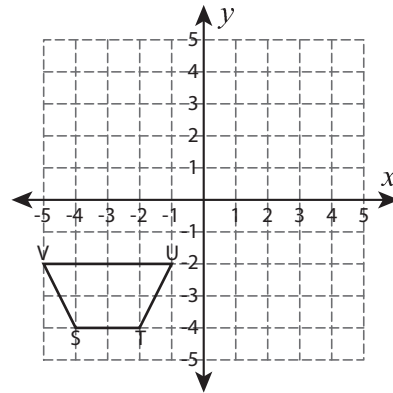
1) 7 units left and 6 units down



K': _____, L': _____

M': _____, N': _____

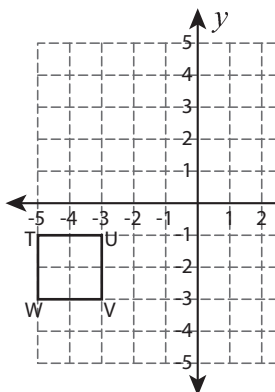
2) 5 units up and 3 units right



S': _____

T': _____

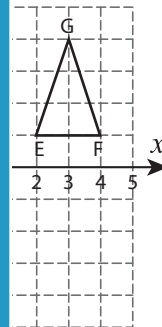
3) 8 units right and 4 units up



T': _____, U': _____

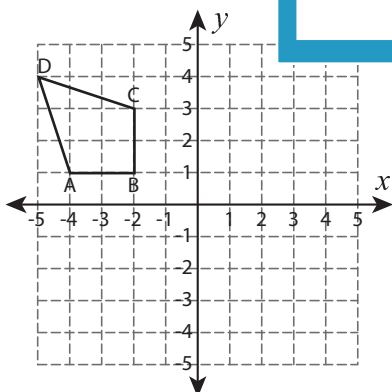
V': _____, W': _____

4) 7 units left



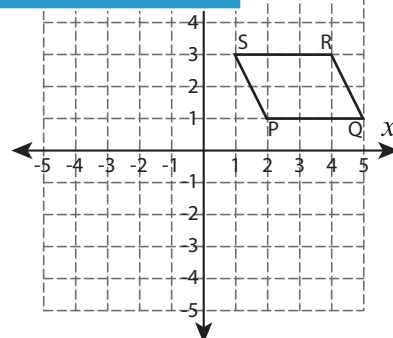
E': _____

5) 3 units down and 5 units right



A': _____, B': _____

C': _____, D': _____



P': _____, Q': _____

R': _____, S': _____

PREVIEW

Gain complete access to the largest collection of worksheets in all subjects!

Members, please log in to download this worksheet.

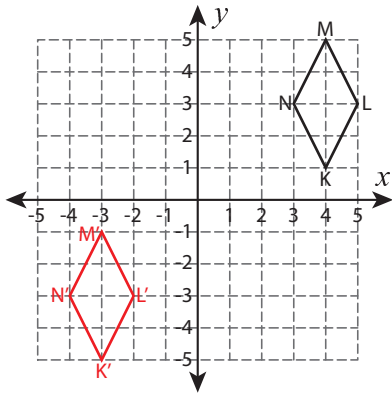
Not a member? Please sign up to gain complete access.

www.mathworksheets4kids.com

Write the New Coordinates

Graph the image of each figure after the given translation. Also write the coordinates of the image.

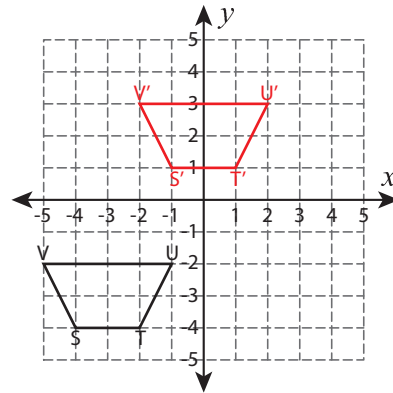
1) 7 units left and 6 units down



K': (-3, -5) , L': _____

M': (-3, -1) , N': _____

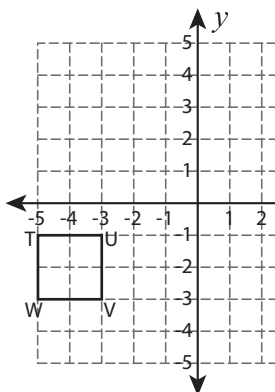
2) 5 units up and 3 units right



V': (1, 1)

U': (-2, 3)

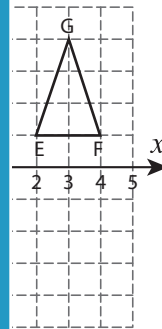
3) 8 units right and 4 units up



T': (3, 3) , U': _____

V': (5, 1) , W': _____

4) 7 units left



F': (-3, -1)

PREVIEW

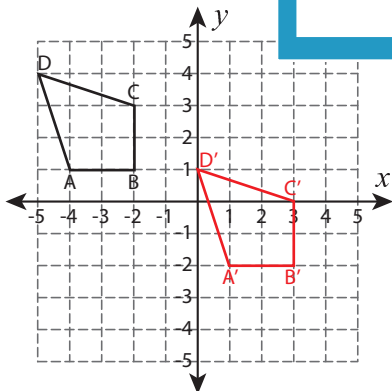
Gain complete access to the largest collection of worksheets in all subjects!

Members, please log in to download this worksheet.

Not a member? Please sign up to gain complete access.

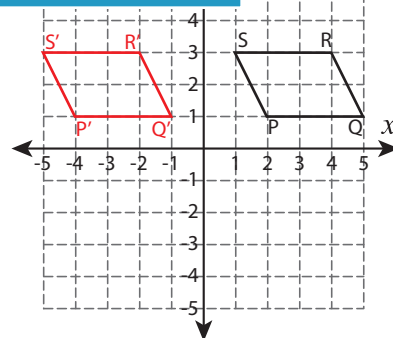
www.mathworksheets4kids.com

5) 3 units down and 5 units right



A': (1, -2) , B': (3, -2)

C': (3, 0) , D': (0, 1)



P': (-4, 1) , Q': (-1, 1)

R': (-2, 3) , S': (-5, 3)