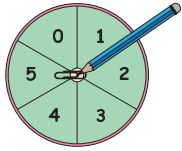


Name : _____

Date : _____



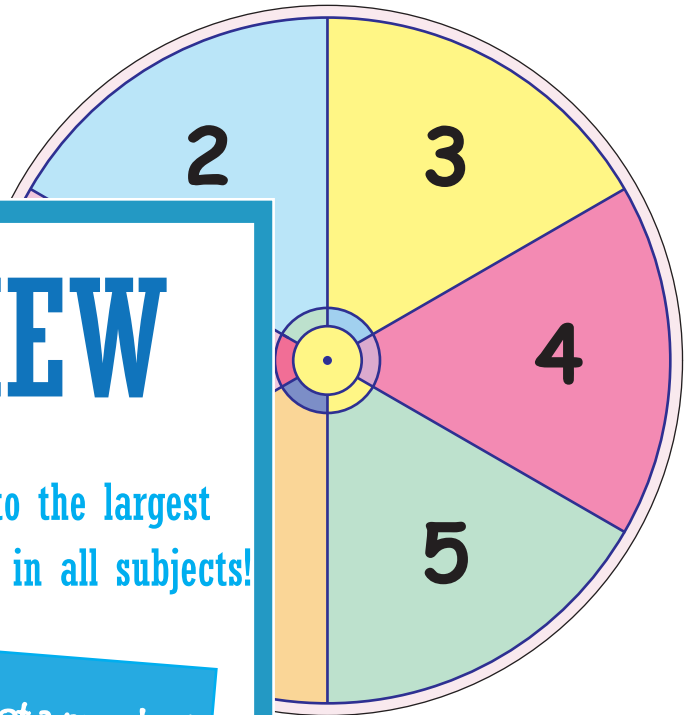
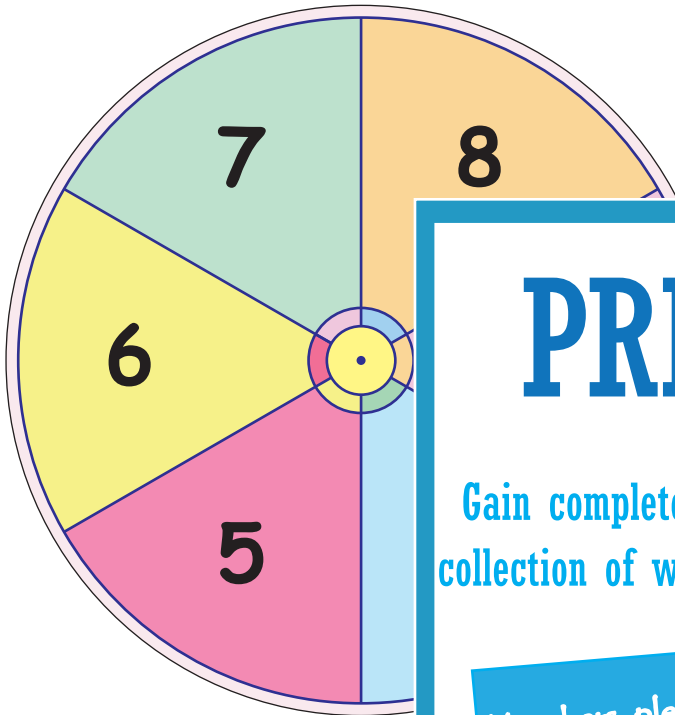
Spinner Subtraction

Up to 10

Use a paperclip and a pencil to make a spinner. Spin the paperclip on wheels A and B. Note down the numbers below and subtract to find the difference.

Wheel A

Wheel B



PREVIEW

Gain complete access to the largest collection of worksheets in all subjects!

Members, please log in to download this worksheet.

Not a member? Please sign up to gain complete access.

www.mathworksheets4kids.com

1) _____ - _____ = _____

_____ - _____ = _____

3) _____ - _____ = _____

_____ - _____ = _____

5) _____ - _____ = _____

6) _____ - _____ = _____

7) _____ - _____ = _____

8) _____ - _____ = _____