


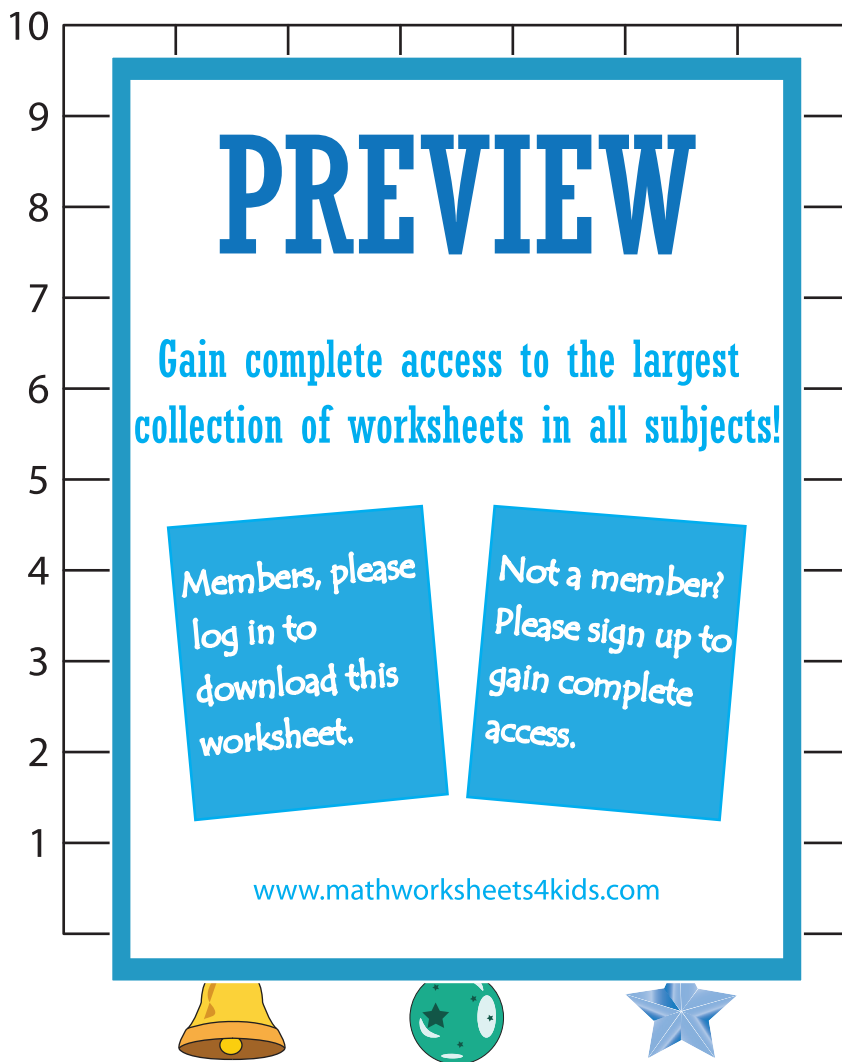






Name : \_\_\_\_\_

## Drawing & Interpreting a Bar Graph

Use the information given in the table to draw a bar graph, and answer the questions.

|   |   |   |
|---|---|---|
|  |  |  |
| <b>5</b>  | <b>3</b>  | <b>8</b>  |



- 1) How many fewer  are there than  ? \_\_\_\_\_
- 2) How many items are there in all? \_\_\_\_\_
- 3) How many more  are there than  ? \_\_\_\_\_