





Bar Graph - Garden Creatures

Lily collected data of four different garden creatures that she saw while walking through her garden. Help Lily draw a bar graph to represent the data.

Ladybug	Grasshopper	Dragonfly	Butterfly
			
7	3	5	9

PREVIEW

Gain complete access to the largest collection of worksheets in all subjects!

Members, please log in to download this worksheet.

Not a member? Please sign up to gain complete access.

www.mathworksheets4kids.com

- 1) How many grasshoppers did Lily see? _____
- 2) Did she see more ladybugs or dragonflies? _____
- 3) Which creature did she see the greatest number of? _____
- 4) Which creature was the fewest of all? _____