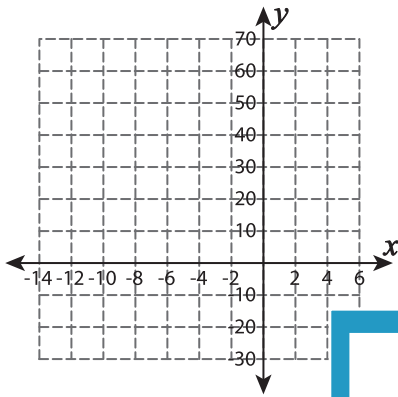


Function Table

Complete the function table. Plot the points and graph the line.

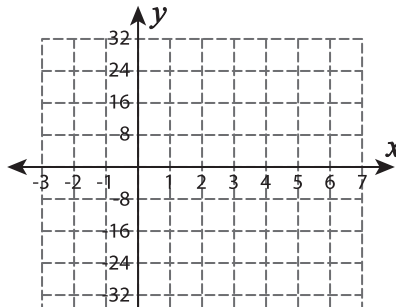
1) $f(x) = -5x$

x	-8	-6	-4	-2	0
$f(x)$					



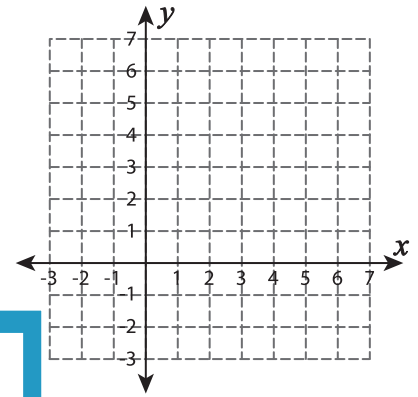
2) $f(x) = -4 + 4x$

x	-3	-1	3	5	7
$f(x)$					



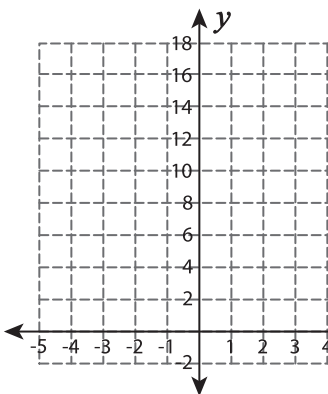
3) $f(x) = x - 1$

x	3	4	5	6	7
$f(x)$					



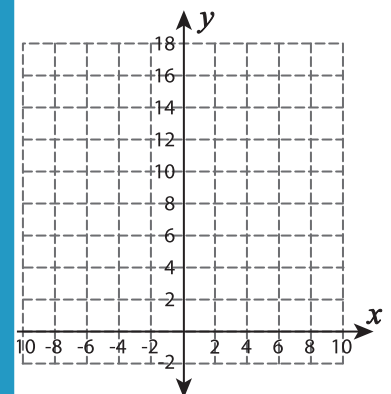
4) $f(x) = -2x + 10$

x	-3	-2	0	2
$f(x)$				



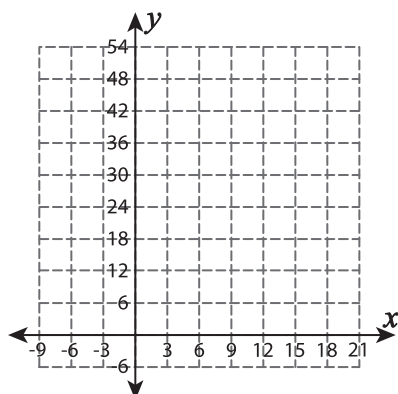
5) $f(x) = 2x + 2$

x	0	2	4	6	8
$f(x)$					



6) $f(x) = 2x$

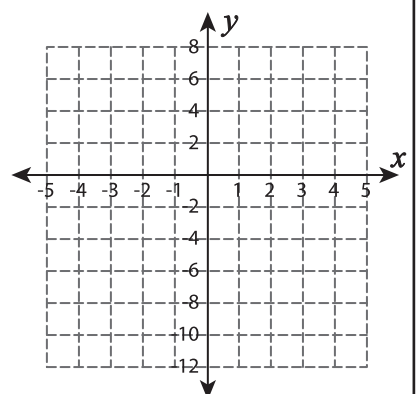
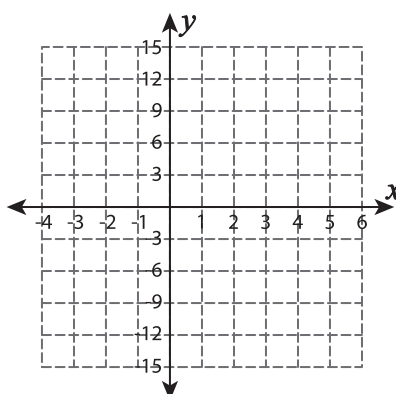
x	3	9	12	15
$f(x)$				



www.mathworksheets4kids.com

7) $f(x) = -x - 2$

x	-4	-2	0	2	4
$f(x)$					



PREVIEW

Gain complete access to the largest collection of worksheets in all subjects!

Members, please log in to download this worksheet.

Not a member? Please sign up to gain complete access.

www.mathworksheets4kids.com