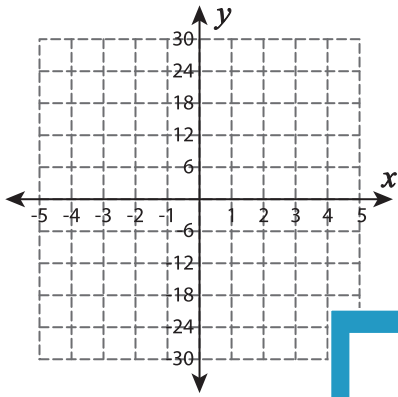


Function Table

Complete the function table. Plot the points and graph the line.

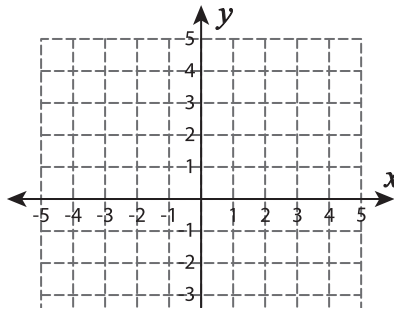
1) $f(x) = 24 - 6x$

x	-1			2	
$f(x)$		24	18		6



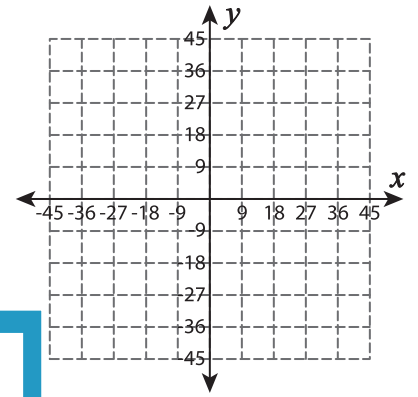
2) $f(x) = x + 2$

x	-2		0	1	2
$f(x)$		1			



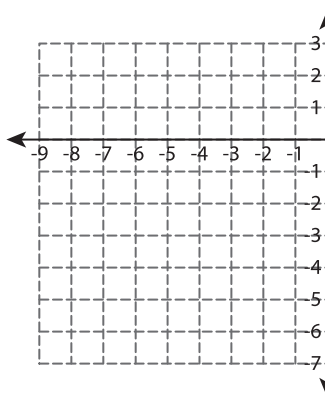
3) $f(x) = -x + 9$

x		0		18	
$f(x)$	18		0		-18



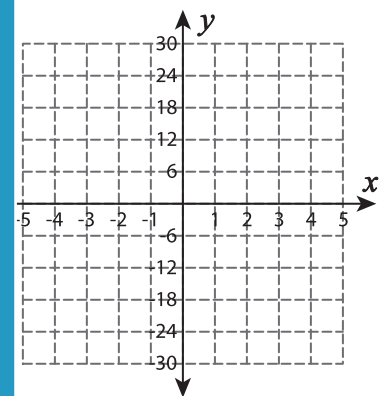
4) $f(x) = x + 1$

x	-6	-5		-3
$f(x)$			-3	



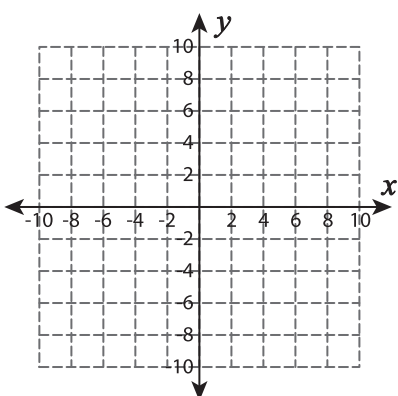
5) $f(x) = -6x$

x			2	3	
$f(x)$	0	-6			-24

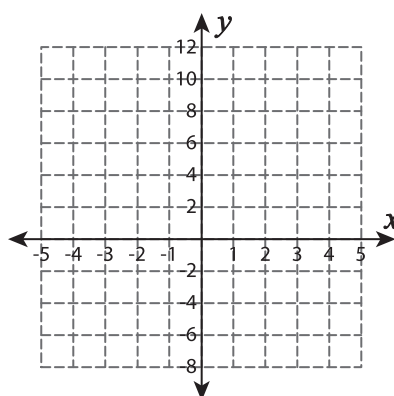


7) $f(x) = x$

x		-6		-2	
$f(x)$	-8		-4		0

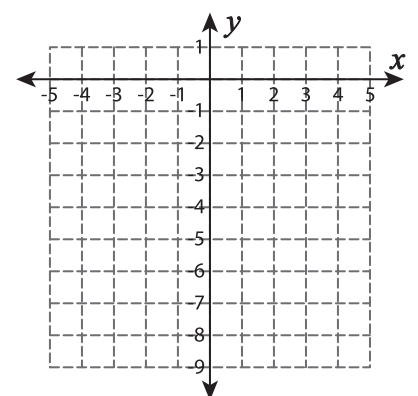


$f(x)$		0		4	
--------	--	---	--	---	--



6) $f(x) = x - 8$

x		2	3		
$f(x)$	-7			-4	-3



PREVIEW

Gain complete access to the largest collection of worksheets in all subjects!

Members, please log in to download this worksheet.

Not a member? Please sign up to gain complete access.

www.mathworksheets4kids.com