


Function Table

T3L2S4

Complete the function table by assuming your own values for x . Plot the points and graph the line.


1) $f(x) = 1 - \frac{1}{4}x$

x					
$f(x)$					




2) $f(x) = \frac{3}{2}x - 12$

x					
$f(x)$					




3) $f(x) = -\frac{1}{7}x$

x					
$f(x)$					




4) $f(x) = -5 - \frac{5}{3}x$

x				
$f(x)$				




5) $f(x) = -\frac{2}{5}x + 4$

x				
$f(x)$				




6) $f(x) = -\frac{2}{3}x - 4$

x				
$f(x)$				



7) $f(x) = -7 - \frac{1}{5}x$

x				
$f(x)$				



PREVIEW

Gain complete access to the largest
collection of worksheets in all subjects!

Members, please
log in to
download this
worksheet.

Not a member?
Please sign up to
gain complete
access.

www.mathworksheets4kids.com