

Name : _____

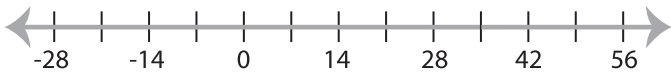
Score : _____

Graphing Inequalities

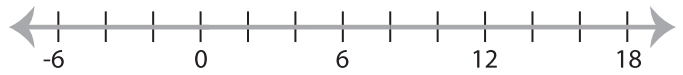
MS2

Graph the inequality :

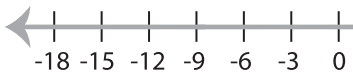
1) $x \leq 35$



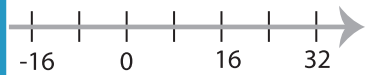
2) $x < 8$



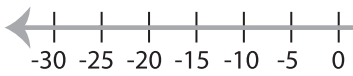
3) $x \leq 12$



4) $x \geq -40$



5) $x \geq -25$



PREVIEW
Gain complete access to the largest
collection of worksheets in all subjects!

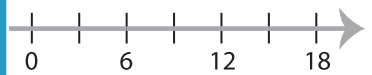
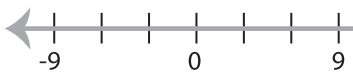
Members, please
log in to
download this
worksheet.

Not a member?
Please sign up to
gain complete
access.

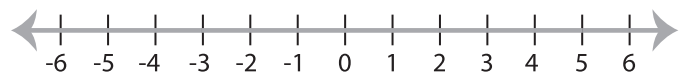
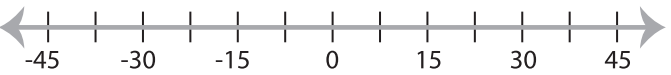
www.mathworksheets4kids.com



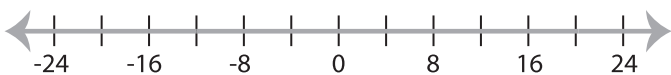
7) $x > 6$



9) $x < 15$



11) $x > 20$



12) $x \leq 18$

