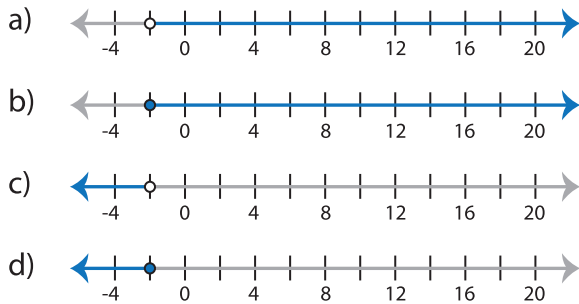


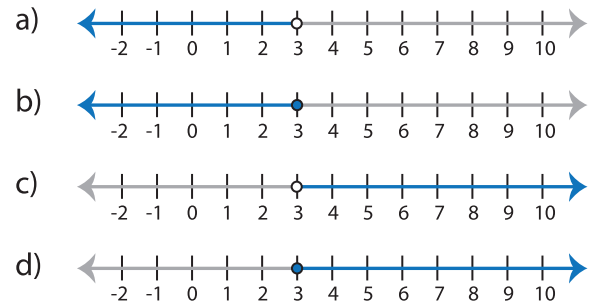
Identifying Graphs

Choose the correct graph that best describes each inequality.

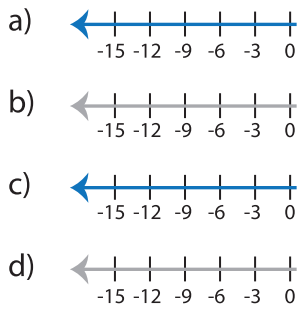
1) $x \geq -2$



2) $x < 3$



3) $x > 12$



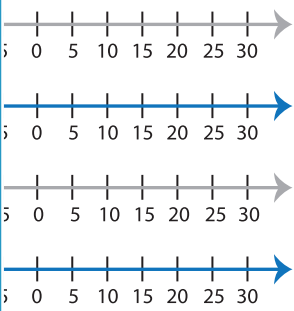
PREVIEW

Gain complete access to the largest collection of worksheets in all subjects!

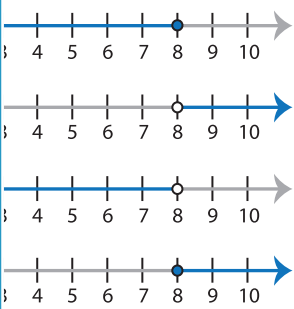
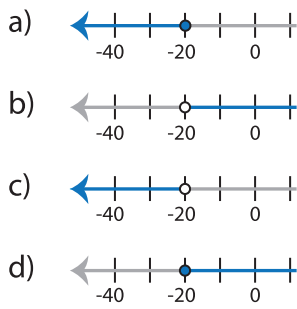
Members, please log in to download this worksheet.

Not a member? Please sign up to gain complete access.

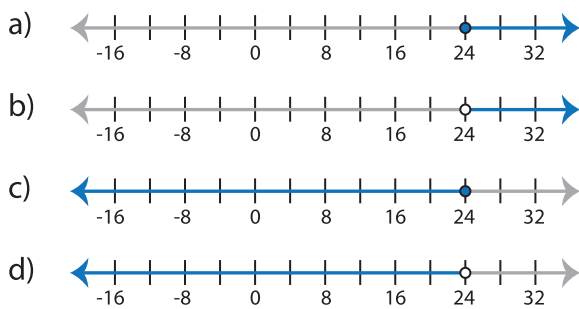
www.mathworksheets4kids.com



5) $x < -20$



7) $x \geq 24$



8) $x > 2$

