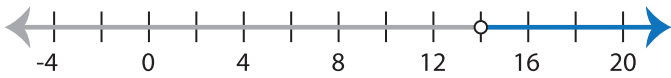


## Identifying Inequalities

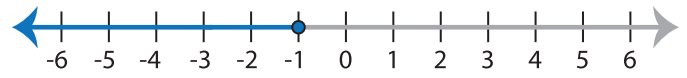
Choose the correct solution that best describes each graph.

1)



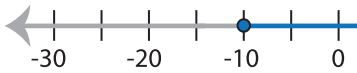
- a)  $x \leq 14$                       b)  $x \geq 14$   
 c)  $x < 14$                          d)  $x > 14$

2)

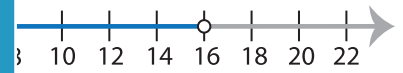


- a)  $x < -1$                          b)  $x \leq -1$   
 c)  $x \geq -1$                          d)  $x > -1$

3)



- a)  $x \geq -10$   
 c)  $x > -10$



- b)  $x \geq 16$   
 d)  $x < 16$

# PREVIEW

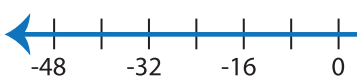
Gain complete access to the largest  
collection of worksheets in all subjects!

Members, please  
log in to  
download this  
worksheet.

Not a member?  
Please sign up to  
gain complete  
access.

[www.mathworksheets4kids.com](http://www.mathworksheets4kids.com)

5)

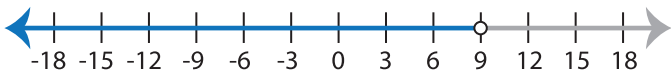


- a)  $x > 8$   
 c)  $x \geq 8$



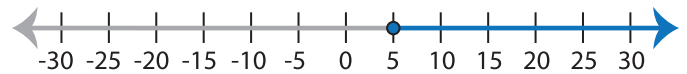
- b)  $x \leq -4$   
 d)  $x > -4$

7)



- a)  $x < 9$                             b)  $x \geq 9$   
 c)  $x \leq 9$                             d)  $x > 9$

8)



- a)  $x < 5$                              b)  $x \leq 5$   
 c)  $x \geq 5$                              d)  $x > 5$