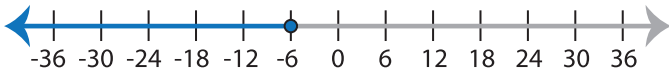


Writing Inequalities

ES3

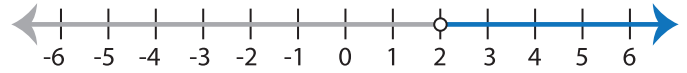
Write the inequality that best describes each graph :

1)



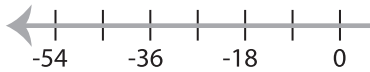
Inequality : _____

2)



Inequality : _____

3)

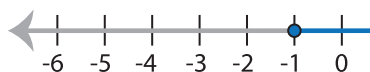


Inequality : _____

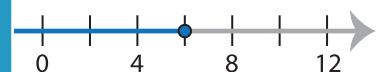


Inequality : _____

5)

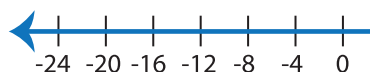


Inequality : _____

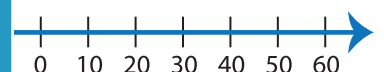


Inequality : _____

7)



Inequality : _____



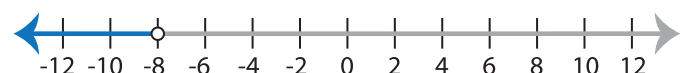
Inequality : _____

9)



Inequality : _____

10)



Inequality : _____

PREVIEW

Gain complete access to the largest
collection of worksheets in all subjects!

Members, please
log in to
download this
worksheet.

Not a member?
Please sign up to
gain complete
access.

www.mathworksheets4kids.com