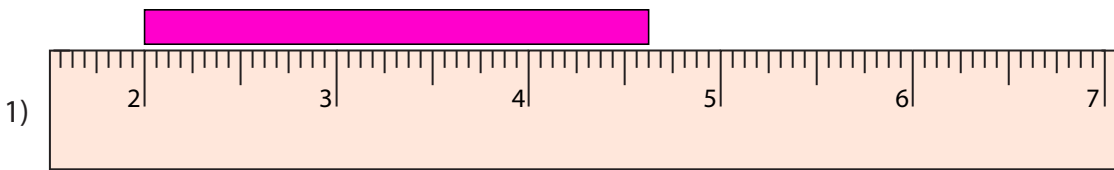


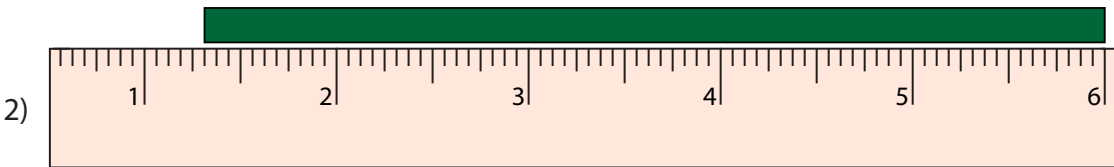
**Measuring Bars**

One-sixteenth: S3

Measure the length of each bar.



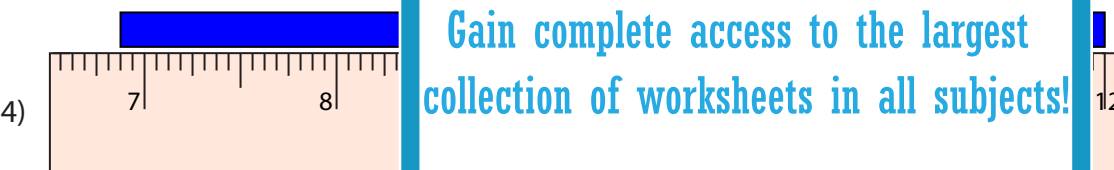
\_\_\_\_\_ in



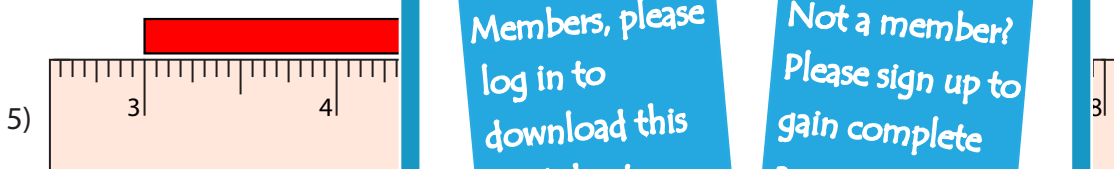
\_\_\_\_\_ in



\_\_\_\_\_ in



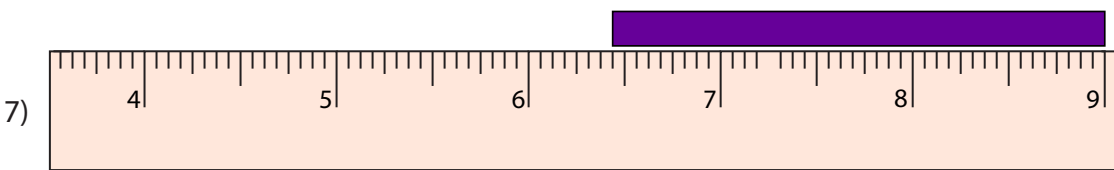
\_\_\_\_\_ in



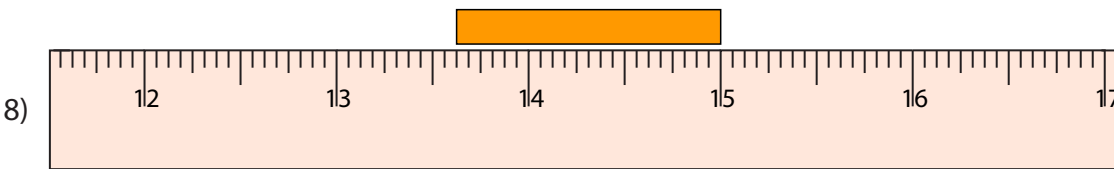
\_\_\_\_\_ in



\_\_\_\_\_ in



\_\_\_\_\_ in



\_\_\_\_\_ in

**PREVIEW**

Gain complete access to the largest collection of worksheets in all subjects!

Members, please log in to download this worksheet.

Not a member? Please sign up to gain complete access.

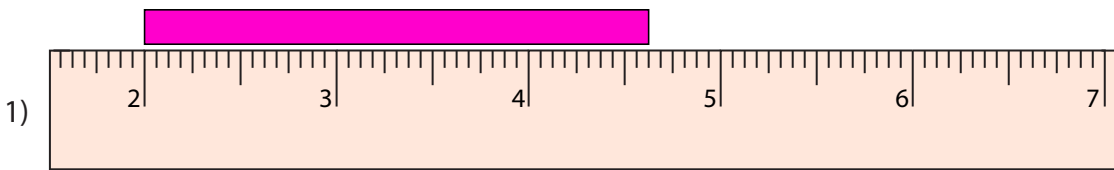
[www.mathworksheets4kids.com](http://www.mathworksheets4kids.com)

Answer key

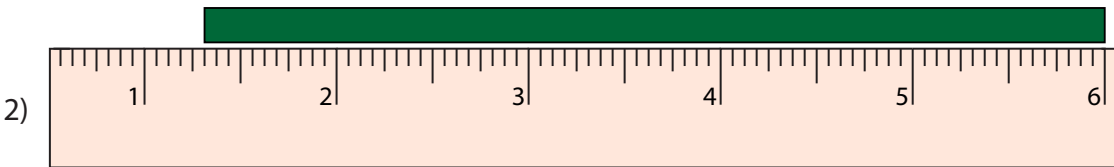
Measuring Bars

One-sixteenth: S3

Measure the length of each bar.



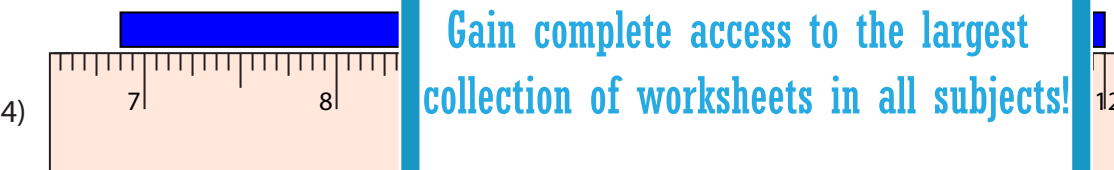
2 <sup>5</sup>/<sub>8</sub> in



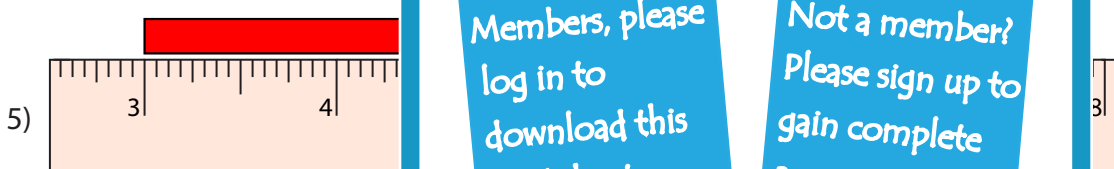
4 <sup>11</sup>/<sub>16</sub> in



1 <sup>7</sup>/<sub>8</sub> in



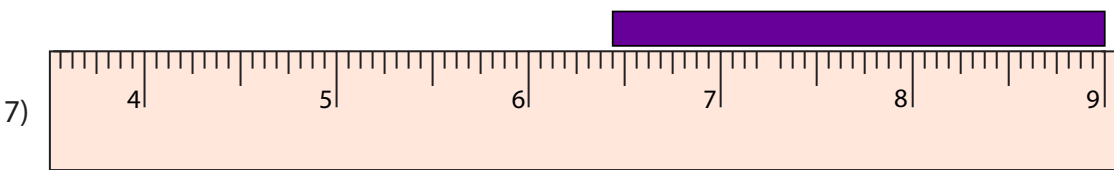
5 <sup>1</sup>/<sub>8</sub> in



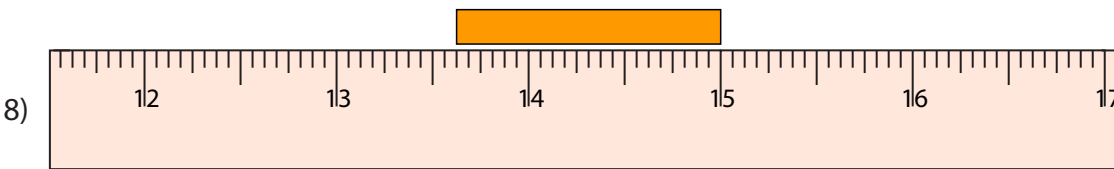
3 <sup>3</sup>/<sub>16</sub> in



5 <sup>5</sup>/<sub>16</sub> in



2 <sup>9</sup>/<sub>16</sub> in



1 <sup>3</sup>/<sub>8</sub> in

**PREVIEW**

Gain complete access to the largest collection of worksheets in all subjects!

Members, please log in to download this worksheet.

Not a member? Please sign up to gain complete access.

[www.mathworksheets4kids.com](http://www.mathworksheets4kids.com)