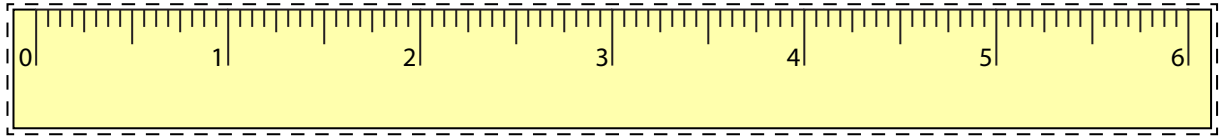



Line Segment - Ruler

Half Inches: S1



Cut out the ruler. Measure the length of each line segment.

1)  in

2)  in

3)  in

4)  in

5)  in

Draw a line segment for

6) $4\frac{1}{2}$ in

7) 3 in

8) 6 in

9) $2\frac{1}{2}$ in

10) 5 in

PREVIEW

Gain complete access to the largest
collection of worksheets in all subjects!

Members, please
log in to
download this
worksheet.

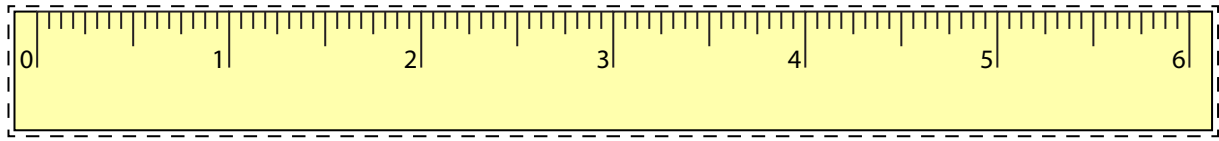
Not a member?
Please sign up to
gain complete
access.

www.mathworksheets4kids.com


Answer Key

Line Segment - Ruler


Half Inches: S1




Cut out the ruler. Measure the length of each line segment.




5 in




3 1/2 in



2 in



4 in



1 1/2 in

Draw a line segment for

6) $4 \frac{1}{2}$ in



7) 3 in



8) 6 in



9) $2 \frac{1}{2}$ in



10) 5 in



PREVIEW

Gain complete access to the largest collection of worksheets in all subjects!

Members, please log in to download this worksheet.

Not a member? Please sign up to gain complete access.

www.mathworksheets4kids.com