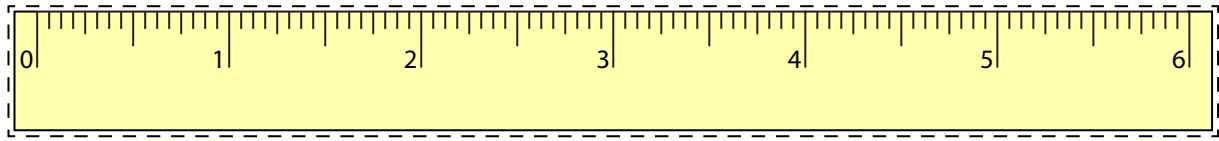


Line Segment - Ruler

Half Inches: S2



Cut out the ruler. Measure the length of each line segment.

1)

 in

2)

 in

3)

 in

4)

 in

5)

 in

Draw a line segment for

6) $1\frac{1}{2}$ in

7) 4 in

8) 5 in

9) $3\frac{1}{2}$ in

10) 2 in

PREVIEW

Gain complete access to the largest
collection of worksheets in all subjects!

Members, please
log in to
download this
worksheet.

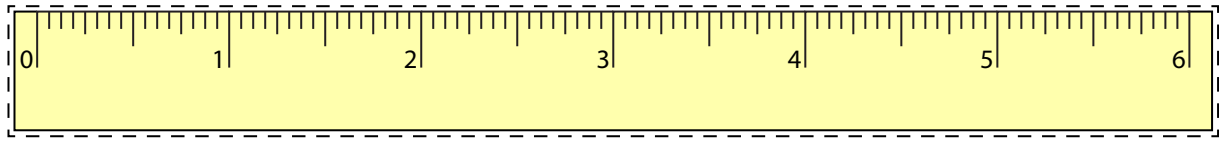
Not a member?
Please sign up to
gain complete
access.

www.mathworksheets4kids.com


Answer Key

Line Segment - Ruler

Half Inches: S2




Cut out the ruler. Measure the length of each line segment.




2 in




5 1/2 in



3 in



1 in



4 1/2 in

Draw a line segment for

6) $1 \frac{1}{2}$ in



7) 4 in



8) 5 in



9) $3 \frac{1}{2}$ in



10) 2 in



PREVIEW

Gain complete access to the largest collection of worksheets in all subjects!

Members, please log in to download this worksheet.

Not a member? Please sign up to gain complete access.

www.mathworksheets4kids.com