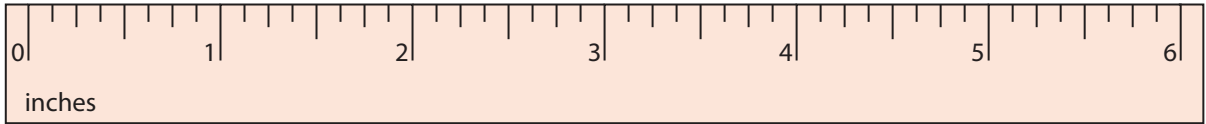


Measuring Objects - Quarters

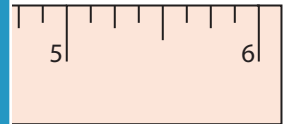
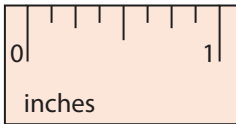

Type 2: S3

Measure each object to the nearest quarter inches.

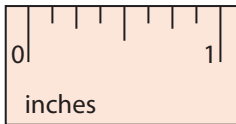
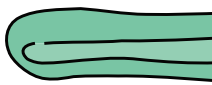
1)



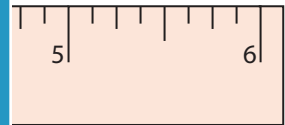
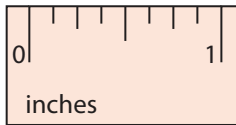
2)



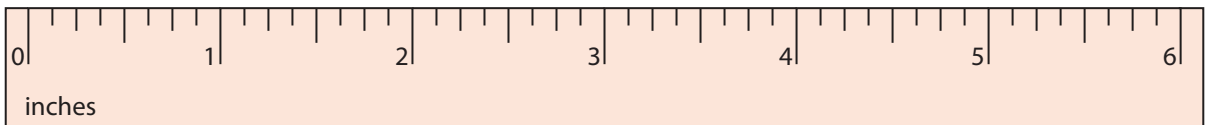

3)



4)



5)



PREVIEW

Gain complete access to the largest collection of worksheets in all subjects!

Members, please log in to download this worksheet.

Not a member? Please sign up to gain complete access.

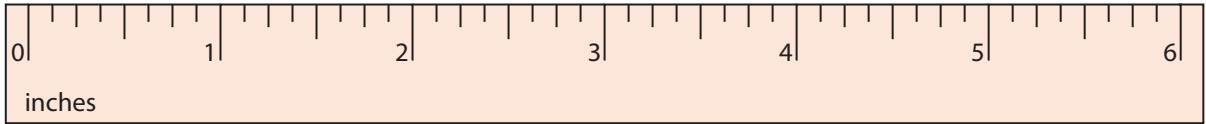
www.mathworksheets4kids.com

Measuring Objects - Quarters

Type 2: S3

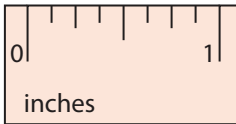

Measure each object to the nearest quarter inches.

1)



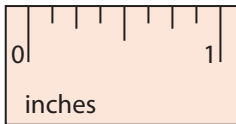
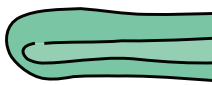
4 inches

2)



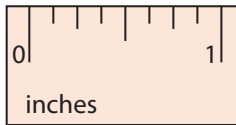
2 1/2 inch

3)



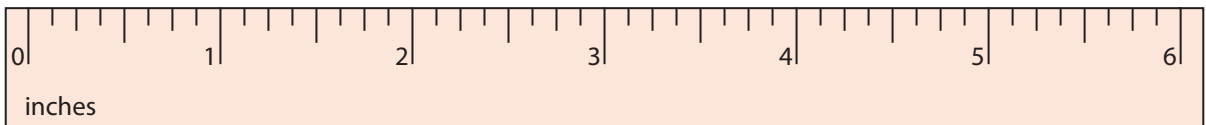
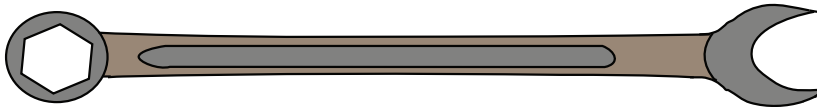
5 3/4 inch

4)



3 1/2 inches

5)



4 1/4 inches

PREVIEW

Gain complete access to the largest collection of worksheets in all subjects!

Members, please log in to download this worksheet.

Not a member? Please sign up to gain complete access.

www.mathworksheets4kids.com