

Name : \_\_\_\_\_

## Parallel vs Perpendicular Lines

Sheet 4

Identify the highlighted pair of lines as parallel or perpendicular in each object.

1)



2)



\_\_\_\_\_

\_\_\_\_\_

3)




**PREVIEW**

Gain complete access to the largest collection of worksheets in all subjects!

Members, please log in to download this worksheet.

Not a member? Please sign up to gain complete access.

[www.mathworksheets4kids.com](http://www.mathworksheets4kids.com)



\_\_\_\_\_

\_\_\_\_\_

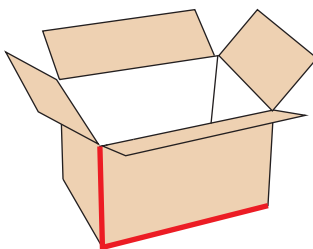
5)



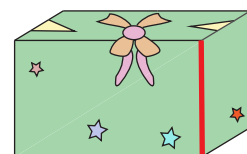
\_\_\_\_\_

\_\_\_\_\_

7)



8)



\_\_\_\_\_

\_\_\_\_\_