

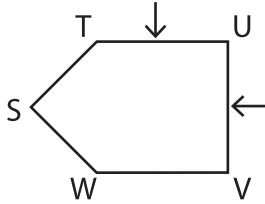
Name : \_\_\_\_\_

# Parallel and Perpendicular Lines : Shapes

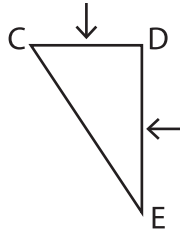
## Part - A

Write a relation between the line segments indicated by the arrows in each shape.

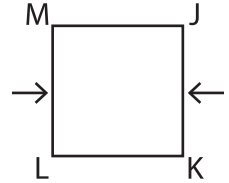
1)



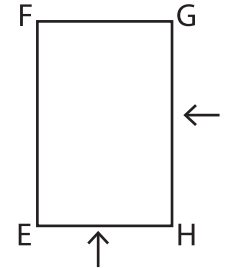
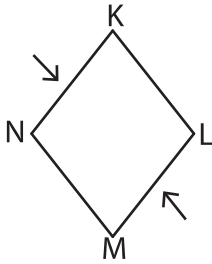
2)



3)

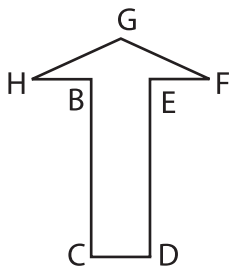


4)

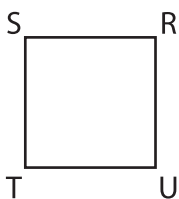


Identify the pair of parallel a

7)



8)



Perpendicular line segments:

Parallel line segments:

# PREVIEW

Gain complete access to the largest collection of worksheets in all subjects!

Members, please log in to download this worksheet.

Not a member? Please sign up to gain complete access.

[www.mathworksheets4kids.com](http://www.mathworksheets4kids.com)

e them.