


Name : _____

Percent - Shaded Region


Sheet 1

Calculate the percentage of the shaded region for each figure.


1)




2)




3)




4)




5)




6)



7)



8)



9)

