


Name : \_\_\_\_\_

# Percent - Shaded Region


Sheet 2

Calculate the percentage of the shaded region for each figure.


1)



2)



3)




\_\_\_\_\_


# PREVIEW

\_\_\_\_\_

4)



Gain complete access to the largest collection of worksheets in all subjects!






\_\_\_\_\_

Members, please log in to download this worksheet.

Not a member? Please sign up to gain complete access.

\_\_\_\_\_

7)



\_\_\_\_\_

\_\_\_\_\_

\_\_\_\_\_