

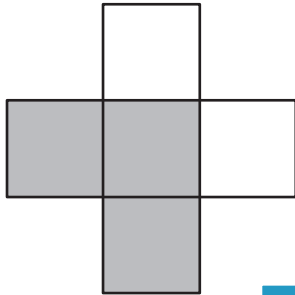
Name : \_\_\_\_\_

# Percent - Shapes

Sheet 3

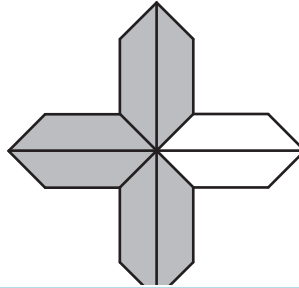
Calculate the percentage of the shaded region for each figure.

1)

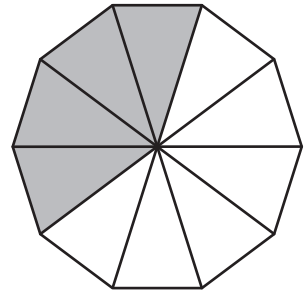


\_\_\_\_\_

2)

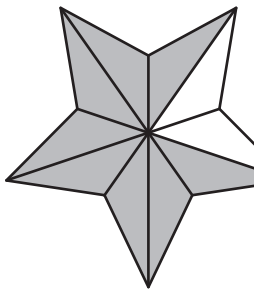


3)



\_\_\_\_\_

4)



\_\_\_\_\_

**PREVIEW**

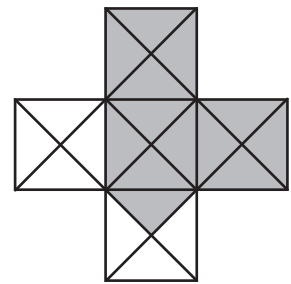
Gain complete access to the largest collection of worksheets in all subjects!

Members, please log in to download this worksheet.

Not a member? Please sign up to gain complete access.


[www.mathworksheets4kids.com](http://www.mathworksheets4kids.com)

5)

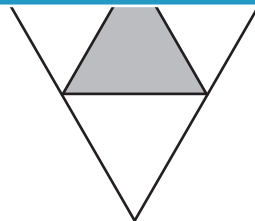


\_\_\_\_\_

7)




\_\_\_\_\_



\_\_\_\_\_

8)



\_\_\_\_\_