

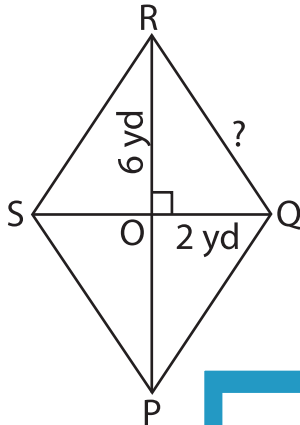
Name : _____

Pythagorean Theorem - Shapes

Sheet 1

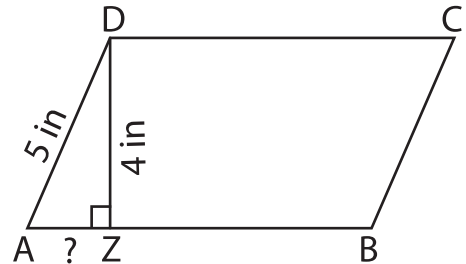
Use the Pythagorean theorem. Find the length of the unknown side in each figure. Round the answer to the nearest tenth.

1)

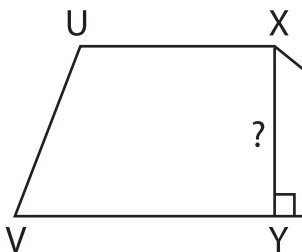


QR = _____

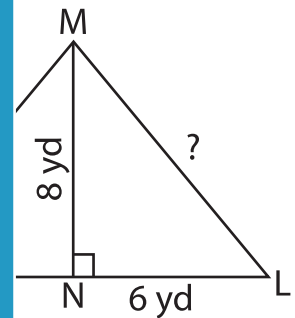
2)



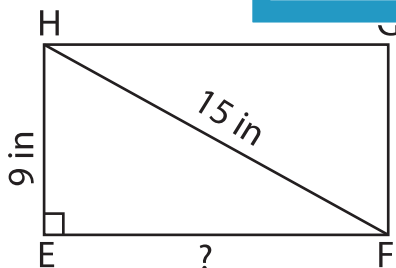
3)



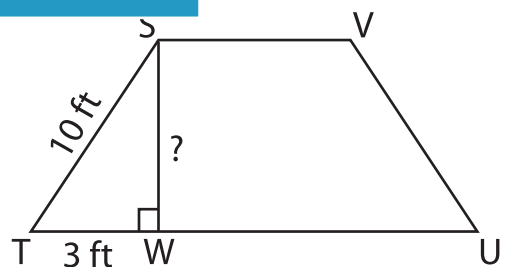
XY = _____



5)



EF = _____



SW = _____

PREVIEW

Gain complete access to the largest collection of worksheets in all subjects!

Members, please log in to download this worksheet.

Not a member? Please sign up to gain complete access.

www.mathworksheets4kids.com