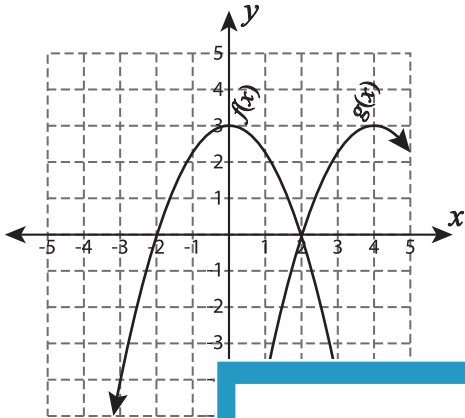


## Identifying Translation - Graph

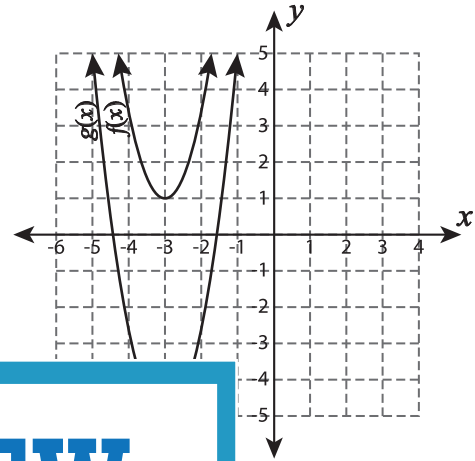
L1S2

If  $g(x)$  is a translated function of  $f(x)$ , then identify the translation in each graph.

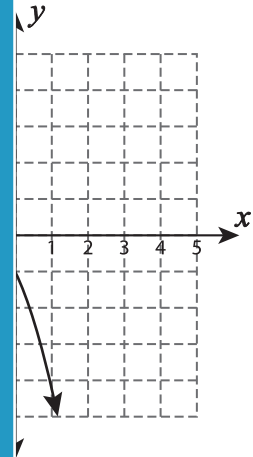
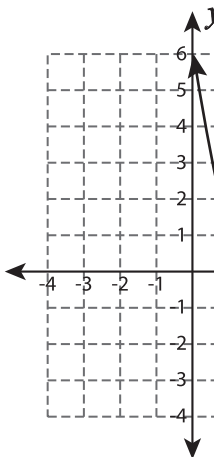
1)



2)



3)



# PREVIEW

Gain complete access to the largest collection of worksheets in all subjects!

Members, please log in to download this worksheet.

Not a member? Please sign up to gain complete access.

[www.mathworksheets4kids.com](http://www.mathworksheets4kids.com)

5)

