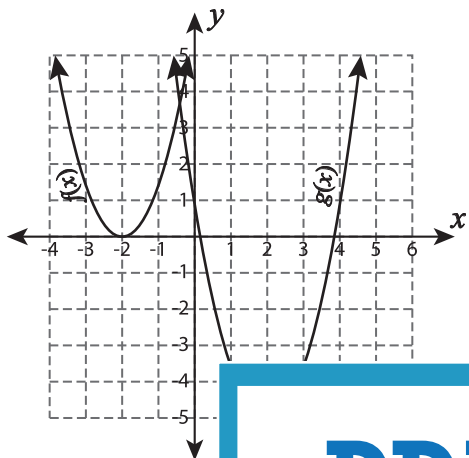


Identifying Translation - Graph

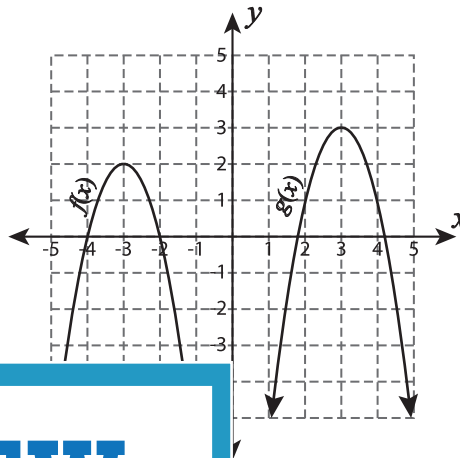
L2S1

If $g(x)$ is a translated function of $f(x)$, then identify the translation in each graph.

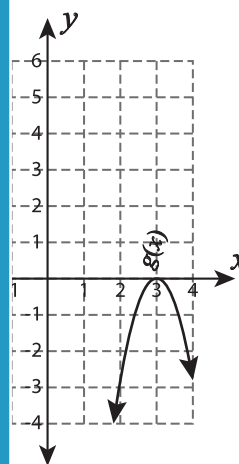
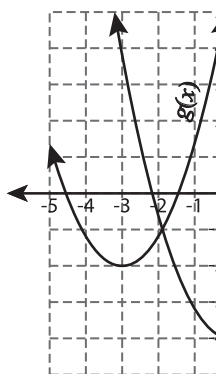
1)



2)



3)



Gain complete access to the largest collection of worksheets in all subjects!

Members, please log in to download this worksheet.

Not a member? Please sign up to gain complete access.

www.mathworksheets4kids.com

5)

