

Name : \_\_\_\_\_

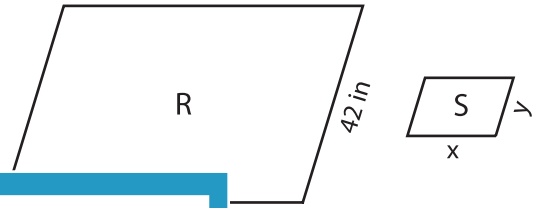
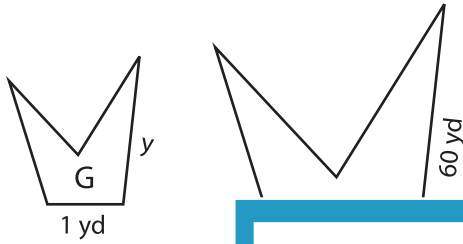
## Scale Factor - Finding Sides

L1S5

Find x and y.

1) Scale factor of G to H is 1 : 5

2) Scale factor of S to R is 1 : 7

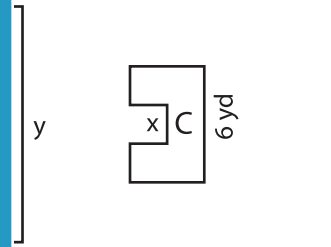
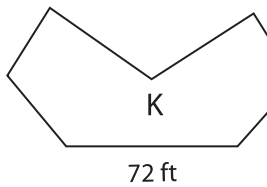


x = \_\_\_\_\_ ;

y = \_\_\_\_\_

3) Scale factor of L to K is 1 : 3

Scale factor of C to D is 4 : 1

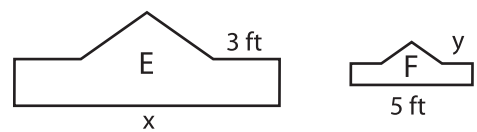
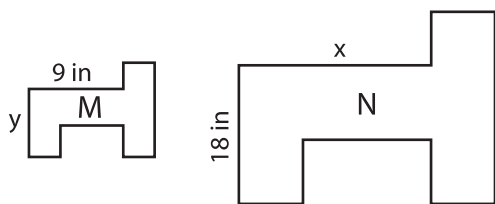


x = \_\_\_\_\_ ;

y = \_\_\_\_\_

5) Scale factor of N to M is 3 : 1

Scale factor of F to E is 3 : 1



x = \_\_\_\_\_ ; y = \_\_\_\_\_

x = \_\_\_\_\_ ; y = \_\_\_\_\_

**PREVIEW**

Gain complete access to the largest collection of worksheets in all subjects!

Members, please log in to download this worksheet.

Not a member? Please sign up to gain complete access.

[www.mathworksheets4kids.com](http://www.mathworksheets4kids.com)