


**Symmetry in Real-life**

Sheet 3


Draw a line of symmetry on each one.

(Some pictures may have more than one line of symmetry)

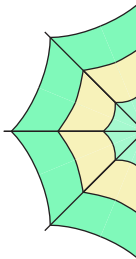
1)



2)

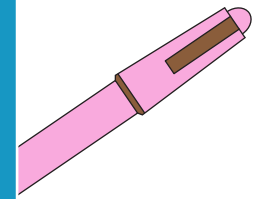


3)

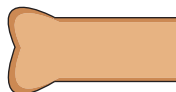


**PREVIEW**

Gain complete access to the largest collection of worksheets in all subjects!



5)



Members, please log in to download this worksheet.

Not a member? Please sign up to gain complete access.



[www.mathworksheets4kids.com](http://www.mathworksheets4kids.com)

7)



8)

