


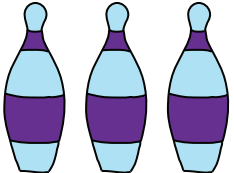



Name : _____

Count and Tally

Sheet 2

Draw tally marks to count the pictures and write the number.

1) 				
2) 	<div style="text-align: center;"><h2>PREVIEW</h2><p>Gain complete access to the largest collection of worksheets in all subjects!</p><div style="display: flex; justify-content: space-around;"><div style="border: 1px solid black; padding: 5px; width: 150px;">Members, please log in to download this worksheet.</div><div style="border: 1px solid black; padding: 5px; width: 150px;">Not a member? Please sign up to gain complete access.</div></div><p>www.mathworksheets4kids.com</p></div>			
3) 				
4) 				
5) 				
6) 