

Venn Diagram

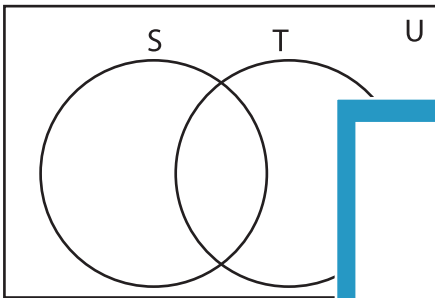
L1S5

Complete the Venn diagram.

1) $U = \{3, 6, 9, 12, 15, 18, 21, 24, 27, 30, 33, 36, 39\}$

$S = \{3, 6, 12, 15, 21, 27, 36, 39\}$

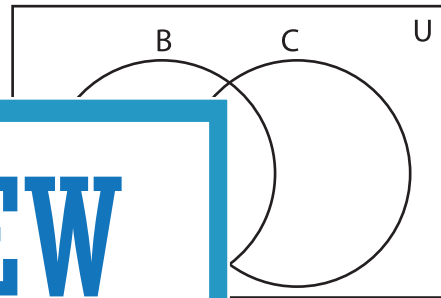
$T = \{6, 9, 15, 18, 24, 39\}$



2) $U = \{2, 6, 9, 10, 15, 18, 21, 24, 27, 31, 35\}$

$B = \{2, 6, 10, 18\}$

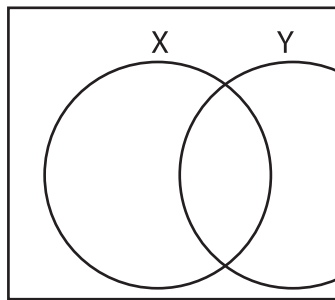
$C = \{6, 9, 15, 18, 21, 24, 27\}$



3) $U = \{2, 4, 5, 6, 8, 10, 12, 14, 16, 18, 20, 22, 24, 26, 28, 30, 32, 34, 36, 38, 40, 42, 44, 46, 48, 50\}$

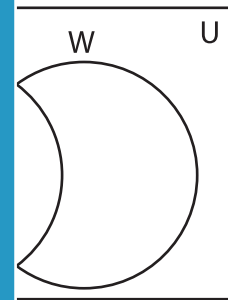
$X = \{2, 6, 10, 12, 14, 24\}$

$Y = \{4, 8, 10, 12, 14, 16, 18, 20, 22, 24, 26, 28, 30, 32, 34, 36, 38, 40, 42, 44, 46, 48, 50\}$



$W = \{3, 16, 29, 30, 43\}$

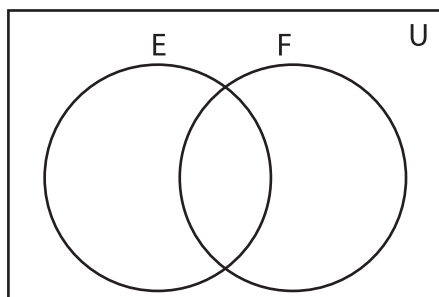
$Z = \{43\}$



5) $U = \{10, 20, 30, 40, 50, 60, 70, 80, 90, 100\}$

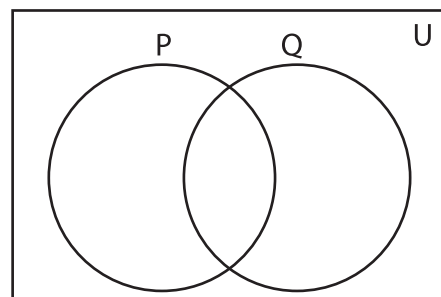
$E = \{20, 30, 40, 50, 100\}$

$F = \{10, 30, 60, 70, 100\}$



$P = \{4, 8, 16, 20, 24, 32\}$

$Q = \{8, 13, 17, 26, 37, 43\}$



PREVIEW

Gain complete access to the largest collection of worksheets in all subjects!

Members, please log in to download this worksheet.

Not a member? Please sign up to gain complete access.

www.mathworksheets4kids.com