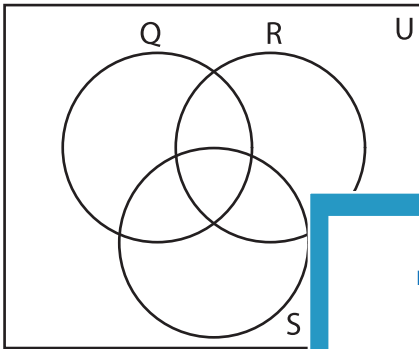


Venn Diagram

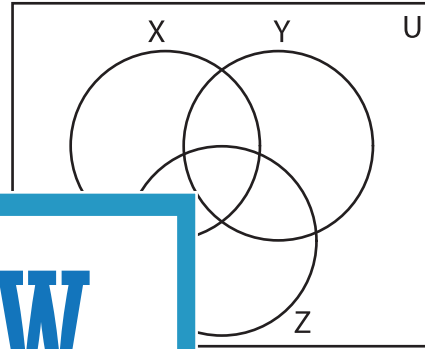
Sheet 2

Complete the Venn diagram.

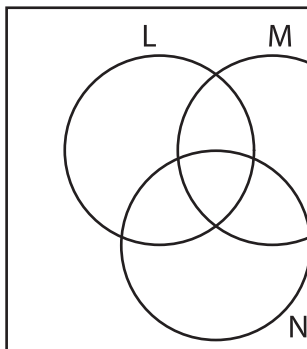
- 1) $U = \{5, 8, 12, 15, 19, 23, 26, 30, 44\}$
 $Q = \{12, 15, 26, 30\}$
 $R = \{8, 12, 15, 19\}$
 $S = \{8, 12, 23, 30, 44\}$



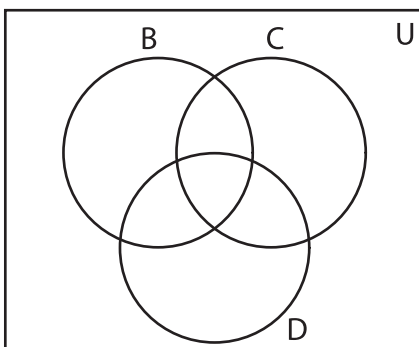
- 2) $U = \{1, 4, 14, 20, 25, 32, 34, 38, 43, 47\}$
 $X = \{4, 14, 25, 43\}$
 $Y = \{14, 25, 32, 34, 47\}$
 $Z = \{14, 20, 32, 43\}$




- 3) $U = \{7, 11, 16, 22, 24, 28, 31, 35, 39, 46, 49\}$
 $L = \{11, 22, 29, 31, 50\}$
 $M = \{11, 24, 31, 36, 41, 50\}$
 $N = \{7, 11, 22, 36, 45, 50\}$



- 5) $U = \{2, 3, 9, 21, 26, 33, 37, 42, 45, 47, 48\}$
 $B = \{9, 21, 37, 48\}$
 $C = \{9, 21, 33, 42\}$
 $D = \{21, 26, 37, 42\}$

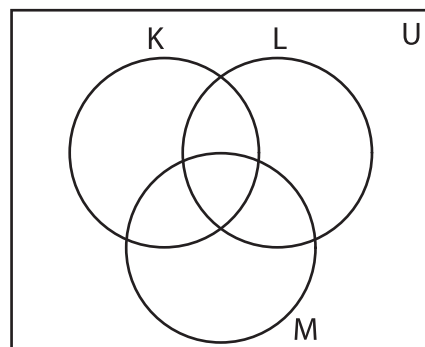


- $27, 35, 39, 46, 49\}$
 $46, 49\}$



- $31, 40, 42, 45, 47, 48\}$
 $48\}$

- $L = \{6, 17, 31, 45, 48\}$
 $M = \{6, 17, 42, 47, 48\}$



PREVIEW

Gain complete access to the largest
collection of worksheets in all subjects!

Members, please
log in to
download this
worksheet.

Not a member?
Please sign up to
gain complete
access.

www.mathworksheets4kids.com