

Name : _____

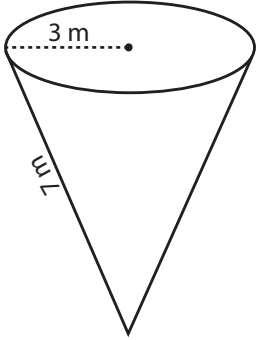
Score : _____

Surface Area - Cone

ES1

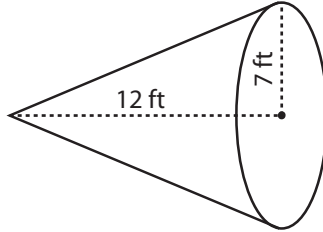
Find the surface area of each cone. Round the answer to nearest tenth. (use $\pi = 3.14$)

1)



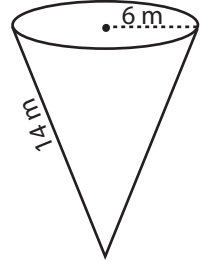
Surface Area = _____

2)



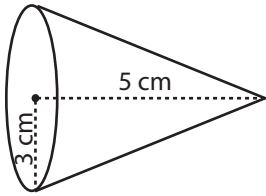
Surface Area = _____

3)



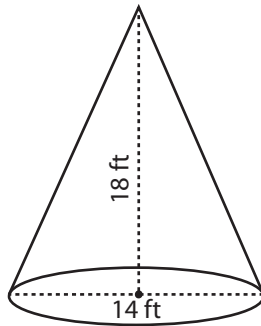
Surface Area = _____

4)



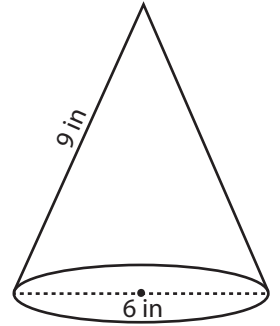
Surface Area = _____

5)



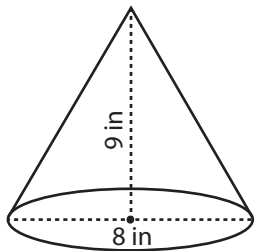
Surface Area = _____

6)



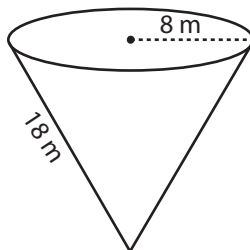
Surface Area = _____

7)



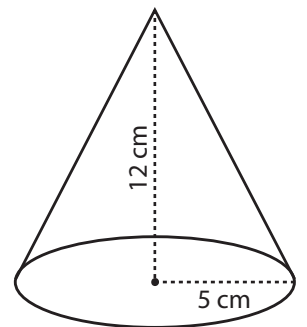
Surface Area = _____

8)



Surface Area = _____

9)



Surface Area = _____

Name : _____

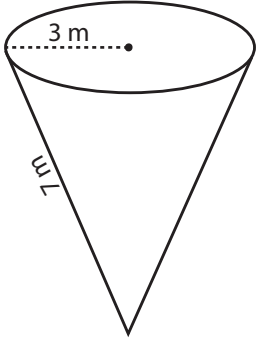
Score : _____

Answer key**Surface Area - Cone**

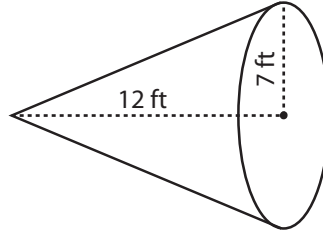
ES1

Find the surface area of each cone. Round the answer to nearest tenth. (use $\pi = 3.14$)

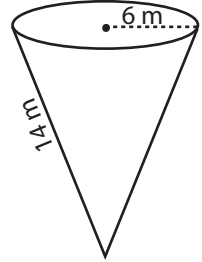
1)

Surface Area = 94.2 m²

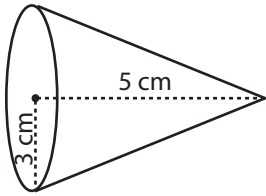
2)

Surface Area = 459.2 ft²

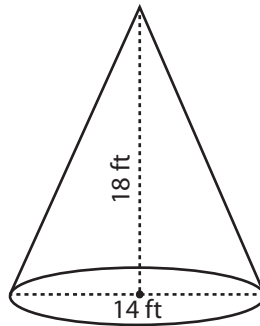
3)

Surface Area = 376.8 m²

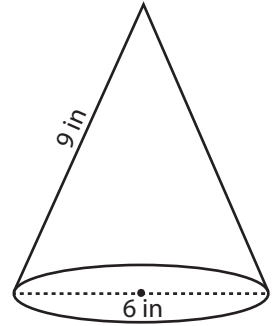
4)

Surface Area = 83.2 cm²

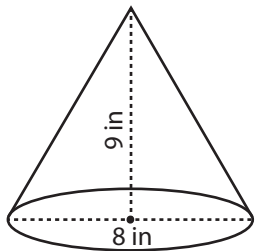
5)

Surface Area = 578.4 ft²

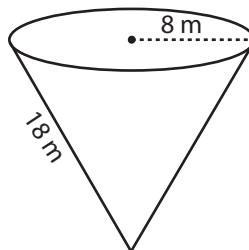
6)

Surface Area = 113 in²

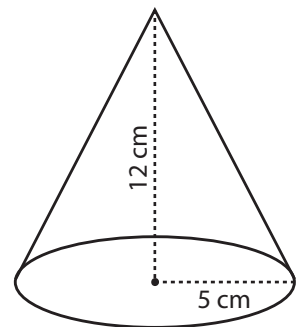
7)

Surface Area = 173.9 in²

8)

Surface Area = 653.1 m²

9)

Surface Area = 282.6 cm²